

National Tracking Poll – April 2, 2025



Global Info Analytics

Analytics . Polls . Modelling

Presented by:

Mussa K. Dankwah, MSc. FCCA MCISI

Head of Research and Pollster



Executive Summary

- ❑ The first national tracking poll conducted by Global InfoAnalytics following the 2024 general elections shows a dramatic shift in the outlook for the country as 62% of voters now say the country is headed in the right direction, compared to 26% who said it is headed in the wrong direction, 12% have no opinion.
- ❑ In the last tracking poll carried in October 2024, only 32% of voters said Ghana was headed in the right direction, 65% said it was headed in the wrong direction. Majority of voters in all the regions except Ashanti region, now believe Ghana is headed in the right direction.
- ❑ On the job approval of the president, H.E. John Dramani Mahama, 66% of voters approved of the way he is handling his job while 23% disapprove of his performance and 11% did not have an opinion. All party affiliations except NPP approve the performance of the president. Every region approves the president's performance except Ashanti region.
- ❑ On the performance of the government as a whole, 21% rate it as excellent, 55% as very good/good, 9% rate it as average and 15% rate it as poor/very poor.

Executive Summary

- ❑ On voters' standard of living compared to a year ago, 51% say it has improved, 14% say it has worsened, 30% say it is the same and 6% did not have an opinion.
- ❑ 66% of voters are also optimistic that their standard of living will improve in the next 12 months while 20% say, they are not optimistic it will improve while 14% did not have an opinion.
- ❑ On the question of corruption, majority of Ghanaians now believe state of corruption in the country is improving. The poll shows that 56% believe it is improving since the new government took over, 14% say it is getting worse, 23% say it is the same and 7% have no opinion. On the question of whether the government is doing enough in the fight against corruption, 60% of voters said “Yes” while 26% said “No” and 14% did not have an opinion.
- ❑ When voters were asked to rank the most corrupt public institutions in Ghana today, the Ghana Police Service tops the chart with a score of 6.43. In 2nd place is the Ghana Immigration Service with a score of 5.86 and the Judiciary in 3rd place with a score of 5.78.
- ❑ In a dramatic turn of event, the least perceived corrupt public institutions in Ghana today according to the poll, are the presidency and the military, both tied with a score of 5.27 each, followed by religious leaders with a score of 5.25. The least corrupt per the poll is now ministers and government appointees with a score of 4.61.

Executive Summary

- ❑ In the 2024 Afrobarometer survey, the presidency was adjudged to be second most corrupt public institution behind the Ghana Police Service.
- ❑ Dr George Akuffo Dampare, the former IGP enjoys significant approval from voters for his management of the 2024 election security. The poll shows 14% of voters rate his performance as excellent, 58% as very good/good, 21% rate it as average while 7% as poor/very poor. However, 53% of voters support the decision of the president to replace Dr Dampare as IGP, 29% were neutral and 18% opposed the decision.
- ❑ On whether voters have confidence in the new IGP Christian Tetteh Yohuno, 58% say they have confidence in him, 30% were neutral while 12% did not have confidence in him.
- ❑ For the chairperson of the Electoral Commission, 10% of voters rated her performance as excellent, 50% as good/very good, 23% rated her performance as average and 17% rated it as poor/very poor.
- ❑ On the question of whether “Galamsey” has worsened since John Mahama assumed office, only 10% believe it has worsened, 38% say it has improved, 44% say it is the same while 8% have no opinion. On “Dumsor”, 20% of voters say it has worsened, 34% say it has improved while 40% say it is unchanged and 6% did not have an opinion.

Executive Summary

- ❑ The poll also shows that 38% of voters believe the Free Education has improved, 11% say it has worsened, 44% say it is unchanged and 7% did not have an opinion.
- ❑ The economy, unemployment and education, remain the top issues for with 67%, 67% and 45% respectively.
- ❑ On the question of who should be blamed for NPP's defeat in the 2024 general election, 68% of voters who responded to the question blame President Nana Akufo Addo, 40% blame it on Hon Ofori-Atta, 37% blame Dr Mahamudu Bawumia, 33% Dr Mathew Opoku-Prempeh, 32% blame other government appointees, 25% blame the MPs and only 9% blame Kennedy Agyapong.
- ❑ The poll also sought to explain why H.E John Mahama won the election by landslide. The data suggests that Dr Bawumia lost grounds to John Mahama in the last weeks and days of the campaign. The poll shows, only 83% of voters who had intended to vote for him actually voted for him on the election day. Nearly 14% switched their votes for Mahama on the day according to polling data and 3% broke out for other candidates.
- ❑ For John Mahama, nearly 96% of voters who had intended to vote for him actually voted for him on the election day, 3% switched their votes to Dr Bawumia and 1% went to other candidates. For Nana Kwame Bediako, only 51% of his voters voted for him, while 32% voted for John Mahama and 14% voted for Dr Bawumia.

Executive Summary

- ❑ In the case of Alan Kyeremanten, only 48% of his voters voted for him, 30% voted for Mahama and 18% voted for Dr Bawumia and 4% voted for other candidates.
- ❑ However, among those who did not plan to vote but ended up voting, 51% voted for Dr. Bawumia while 36% voted for John Mahama while 13% voted for other candidates.
- ❑ In the race for the leadership of NPP in 2028, the poll shows Dr. Bawumia is the clear front runner to lead the party again if voters were to elect NPP flag bearer (note that it is delegates who elect NPP flag bearer). Dr Bawumia attracts 48% of the votes, while Kennedy Agyapong attracts 25%, Dr Osei Adutwum, 13% and the rest of the candidates are on 14%. Among NPP voters, Dr Bawumia attracts 57%, Kennedy Agyapong, 22% and Osei Adutwum, 11%.
- ❑ For the NDC, the current vice president, Prof. Jane Naana Opoku-Agyeman, is the front runner with 26%, followed closely by the minister of education, Haruna Iddrisu, 19%. The minister of finance, Hon. Ato Forson is in third place with 12%, the minister of foreign affairs, Hon Okudjeto Ablakwa, 10% and Johnson Asiedu Nketia, the party's general secretary, 10%. Dr Zenator Agyeman-Rawlings, MP for Klottey Korle on 6%, the chief of staff, Hon. Julious Debrah, 6% apiece.
- ❑ Among NDC voters, Prof. Opoku Agyeman attracts 20% support, Haruna Iddrisu, 21%, Ato Forson, 15%, Okudjeto Ablakwa, 11%, Asiedu Nketia, 10%, Dr Zenator Rawling, 6%, Julius Debrah, 7%.

Methodology and Approach

- ❑ Global InfoAnalytics in an effort to reach every demography, has adopted a mixed mode for the April 2025 poll, web and face-to-face adopted.
- ❑ From July 2025, national tracking polls will combine three modes, web, face-to-face and telephone modes.
- ❑ The aim is to address some of the challenges faced by each mode, that providing us with the opportunity to reach key demographics which a single model is unable to reach.

Methodology and Approach-General Voters Survey

	FACE-TO-FACE FIELD SURVEY
Sample Size	<ul style="list-style-type: none"> • 7,915
Sample Frame	<ul style="list-style-type: none"> • 2024 Voters
Sample deployment	<ul style="list-style-type: none"> • 84 constituencies were randomly selected nationwide and samples allocated based the contribution of each polling station to the national register
Sample method	<ul style="list-style-type: none"> • Probability random sampling method were used in the field work
Confidence Level	<ul style="list-style-type: none"> • 99%
Margin of Error	<ul style="list-style-type: none"> • +-1.48%
Survey type	<ul style="list-style-type: none"> • Live Computer Assisted Personal Interviews (CAPI)
Dates of interviews	<ul style="list-style-type: none"> • 28th March – 1st April 2025

Methodology and Approach-Delegates Survey

WEB SURVEY

Sample Size

- 522

Sample Frame

- EC 2024 register

Sample deployment

- Online poll with selection of Ghanaians living locally. Responses from diaspora were excluded from the analysis

Sample method

- Random internet users

Confidence Level

- 95%

Margin of Error

- $\pm 4.29\%$

Dates of survey

- 25th – 27th March 2025

Methodology and Approach-Mixed Mode Survey

	MIXED MODE
Sample Size	<ul style="list-style-type: none">• 8,437
Confidence Level	<ul style="list-style-type: none">• 99%
Margin of Error	<ul style="list-style-type: none">• $\pm 1.38\%$
Dates of interviews	<ul style="list-style-type: none">• 25th March – 1st April 2025

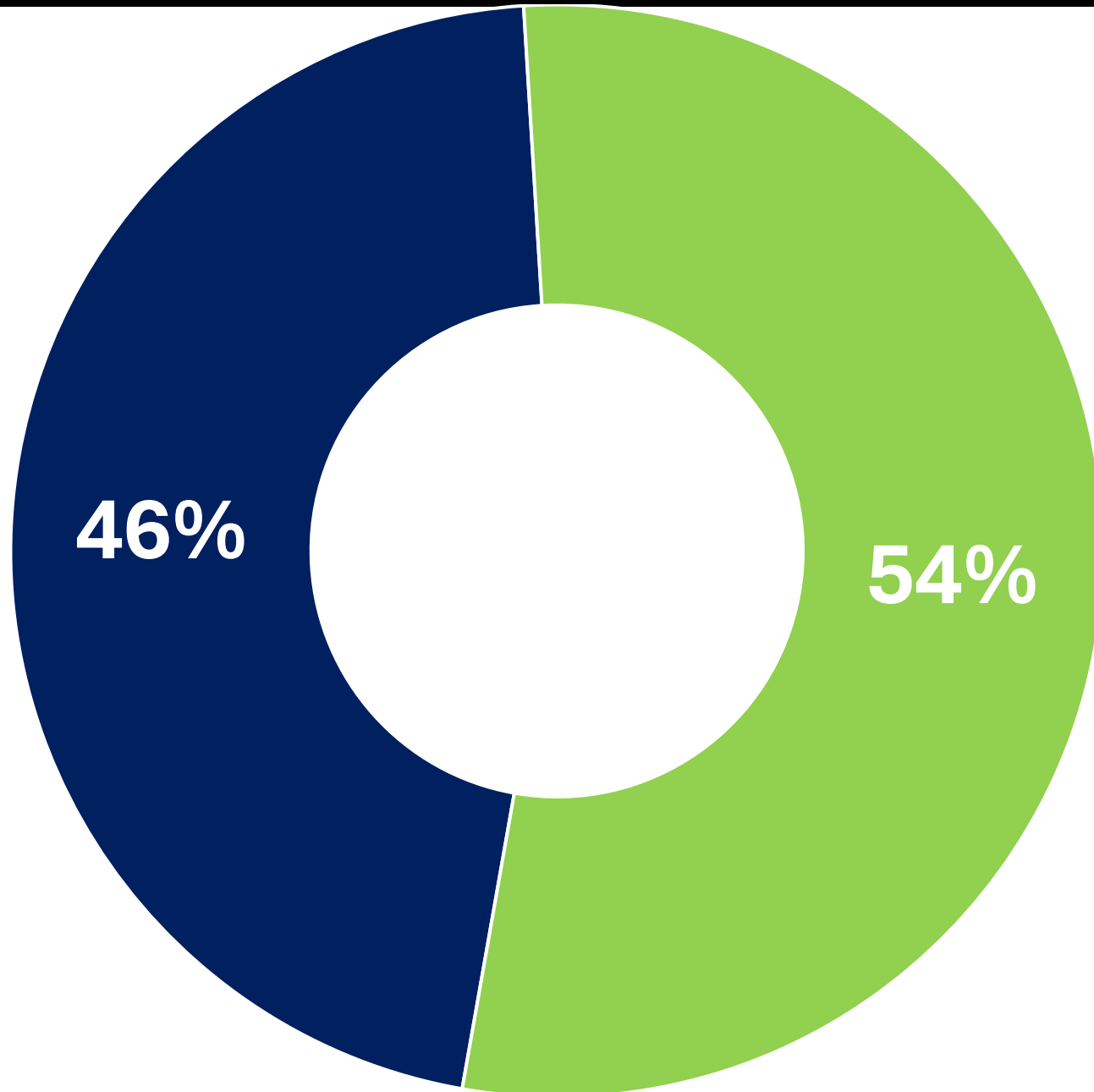
Regional Sample Allocation

Regions	Survey Type	
	Online	Field
Sample Allocation	522	7,915
Ahafo	0.61%	1.81%
Oti	1.82%	2.58%
Bono East	1.82%	3.44%
Upper East	2.02%	3.76%
Western North	2.02%	2.65%
Savannah	2.23%	1.75%
Upper West	2.63%	2.70%
Western	2.83%	6.87%
Bono	3.04%	3.76%
North East	3.04%	1.85%
Northern	3.85%	6.48%
Central	5.06%	8.78%

Demographics

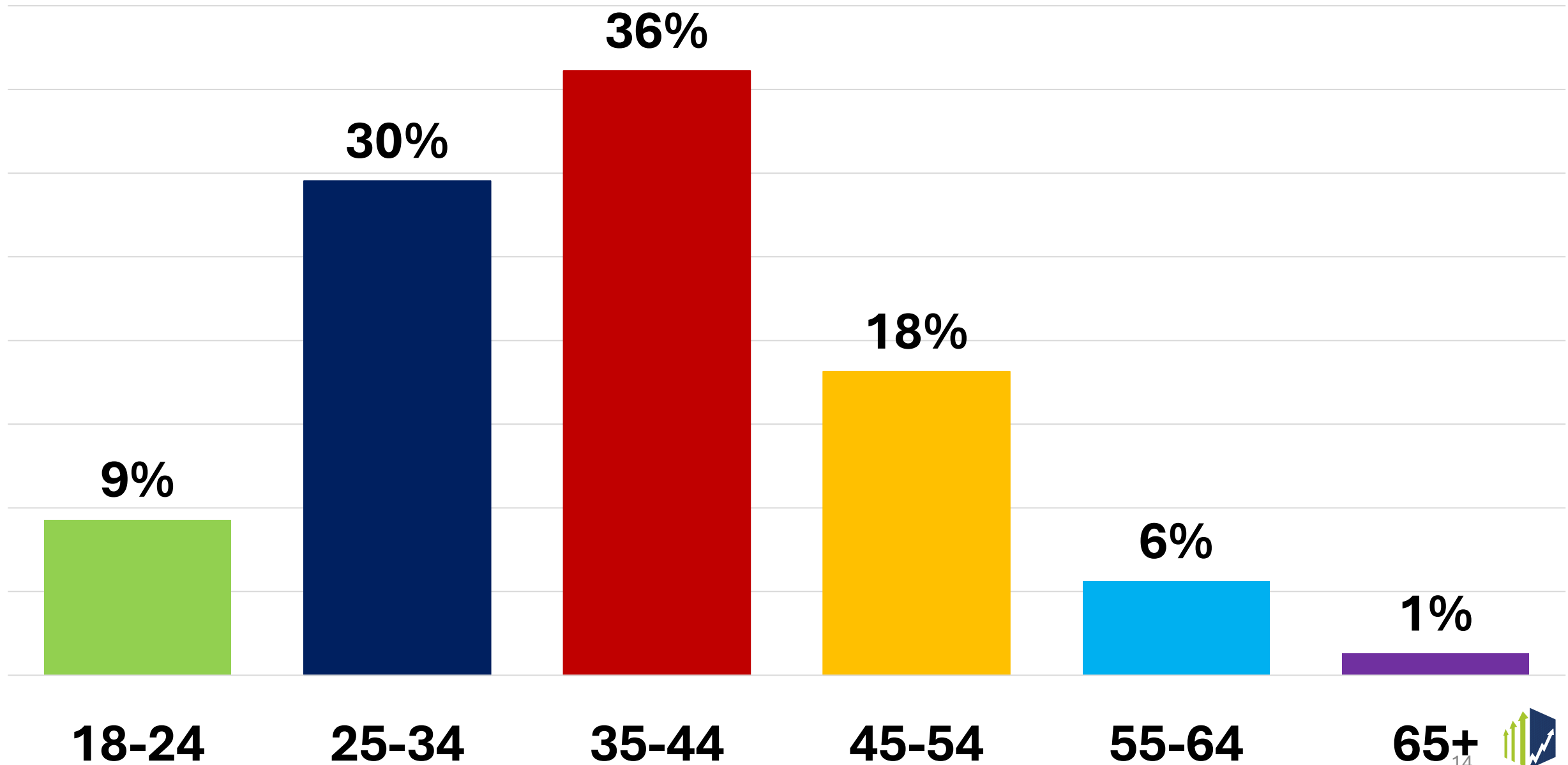


Gender

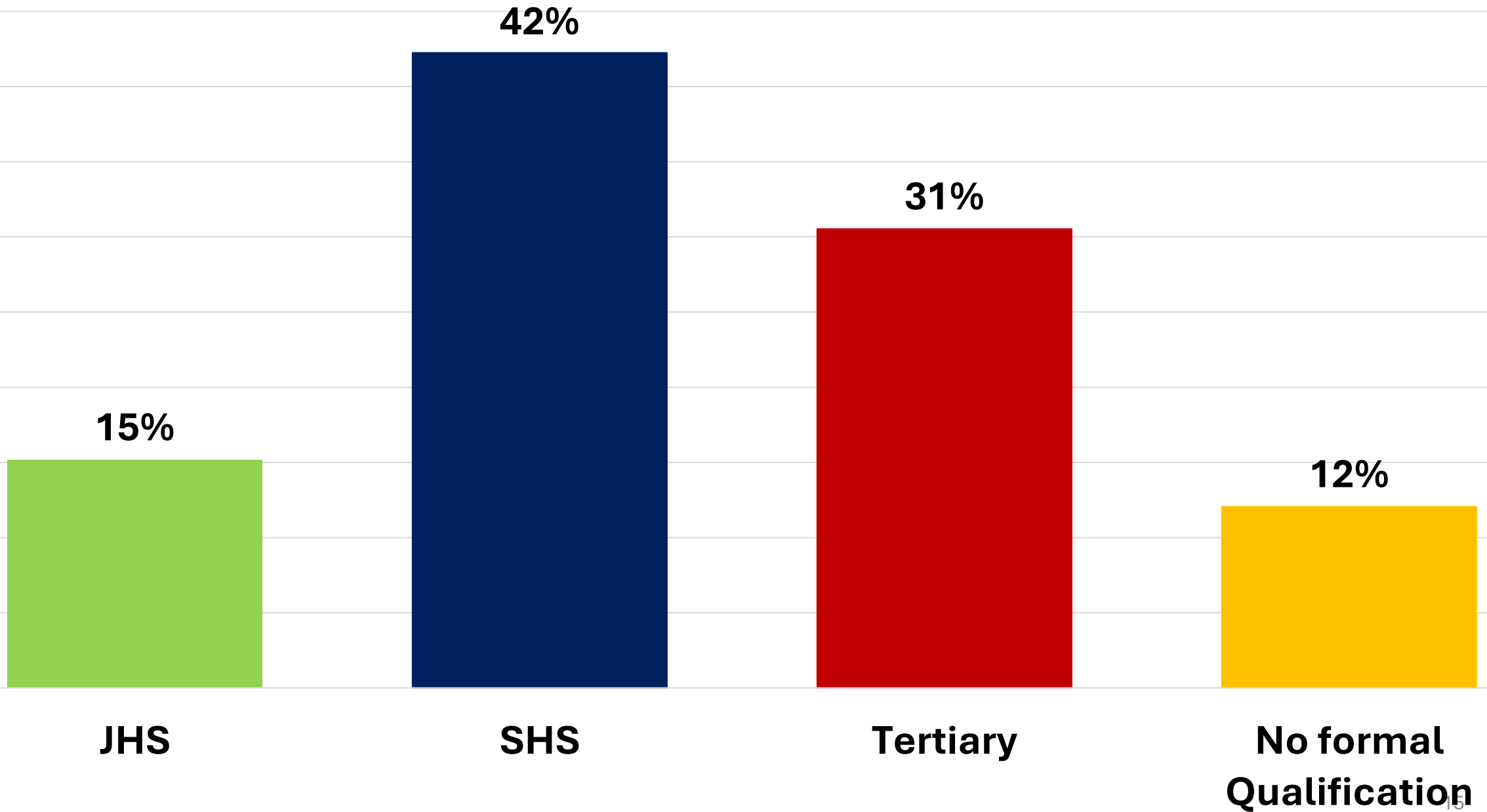


■ Female ■ Male

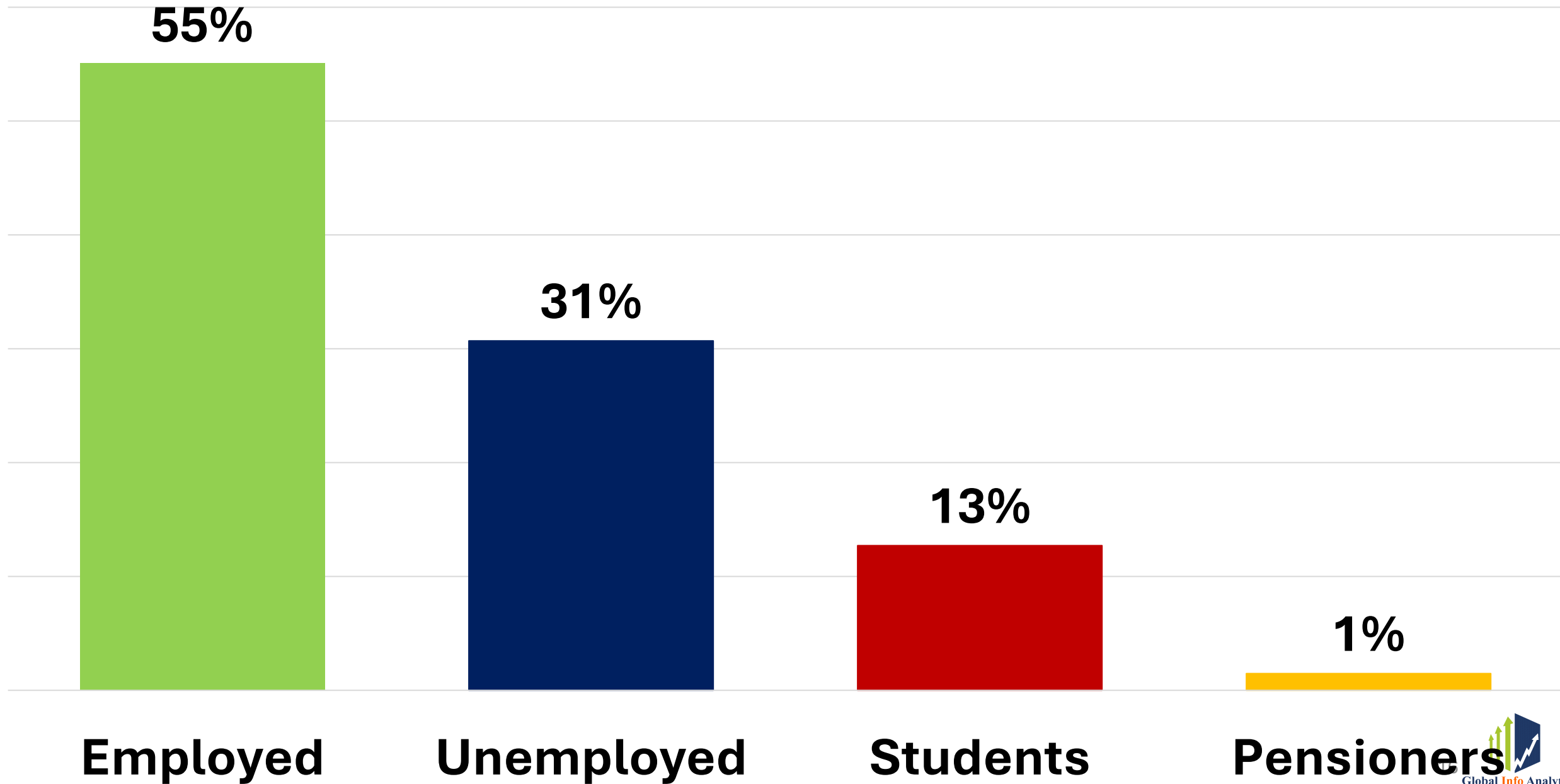
Age



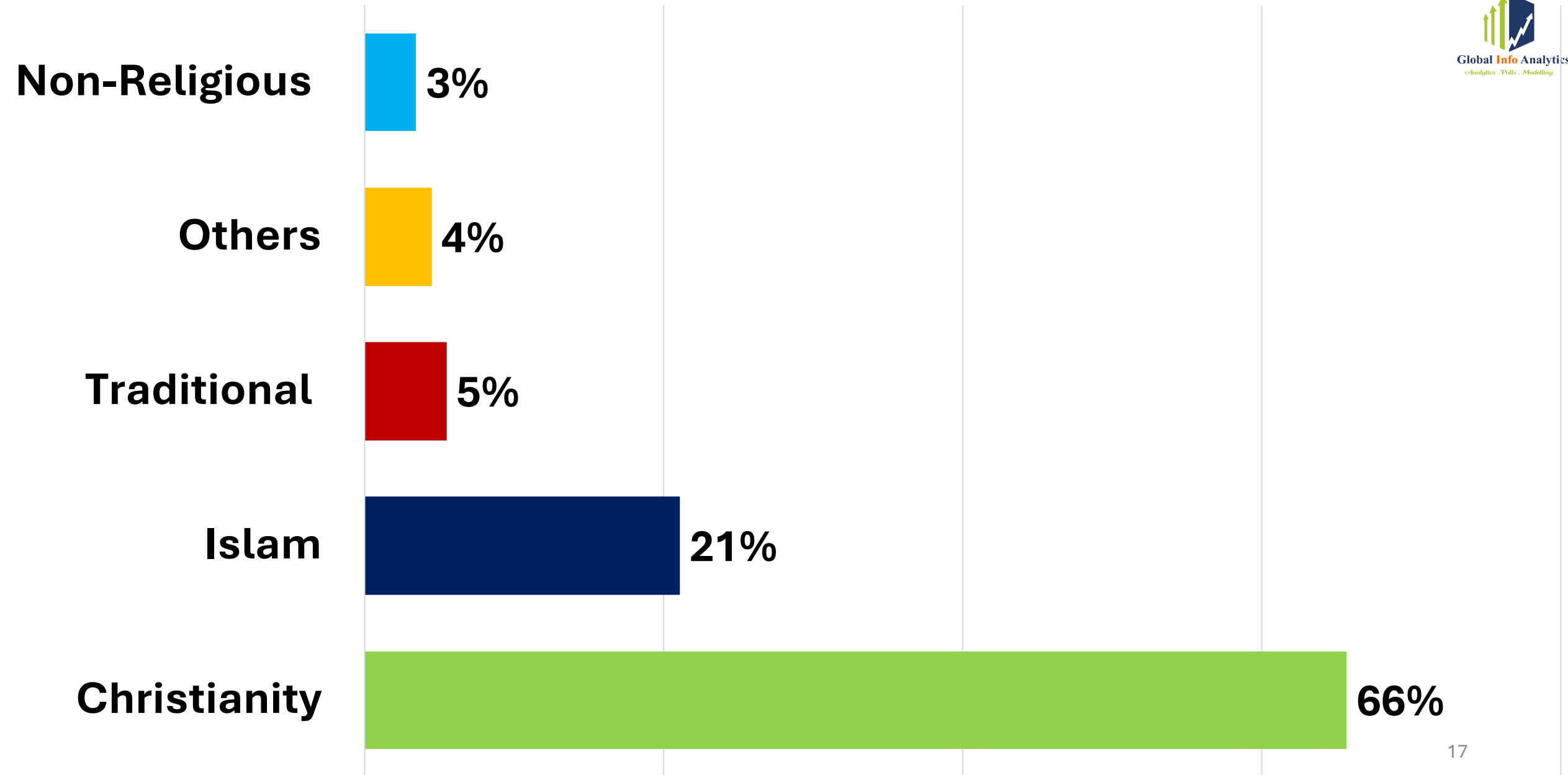
Education



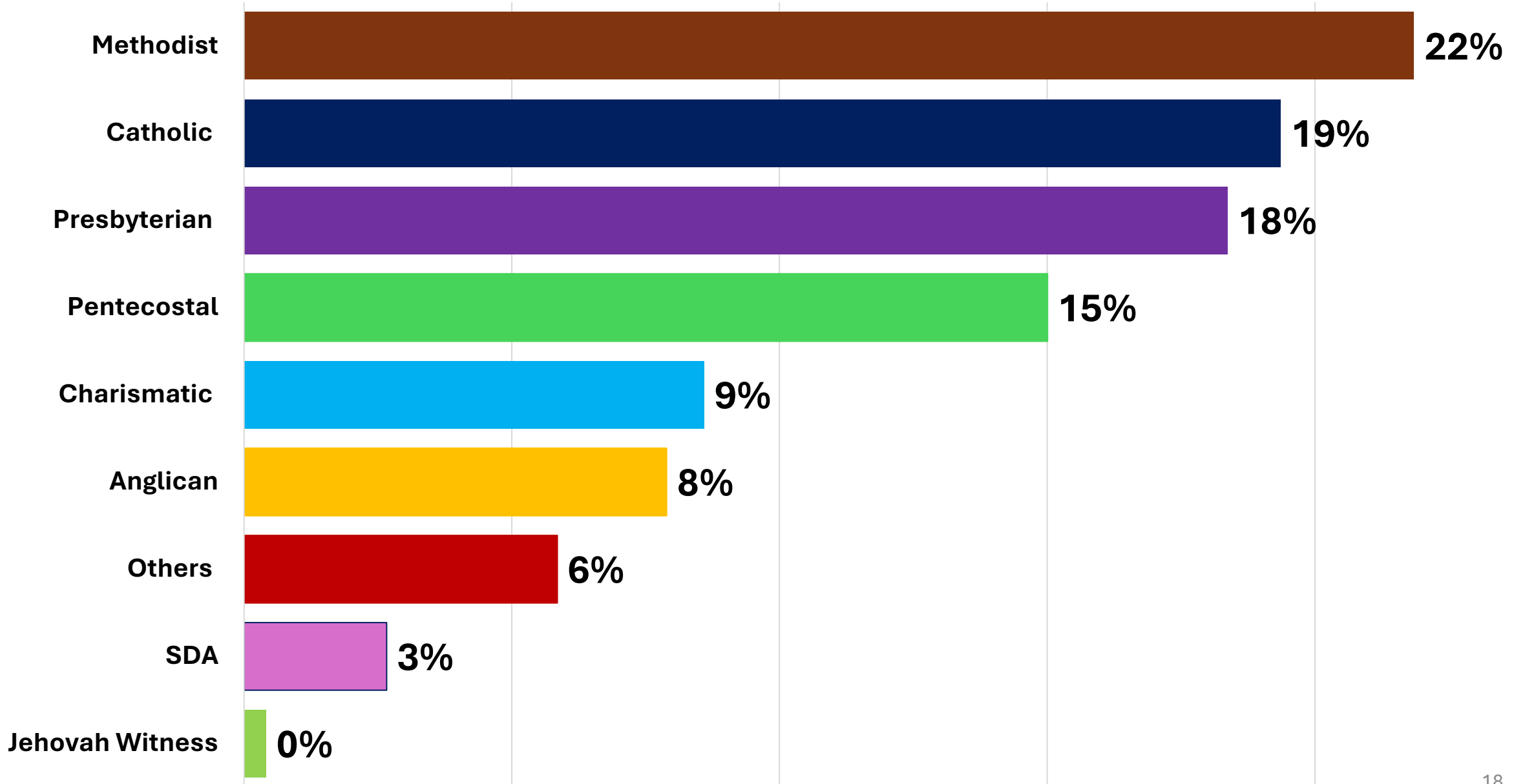
Employment



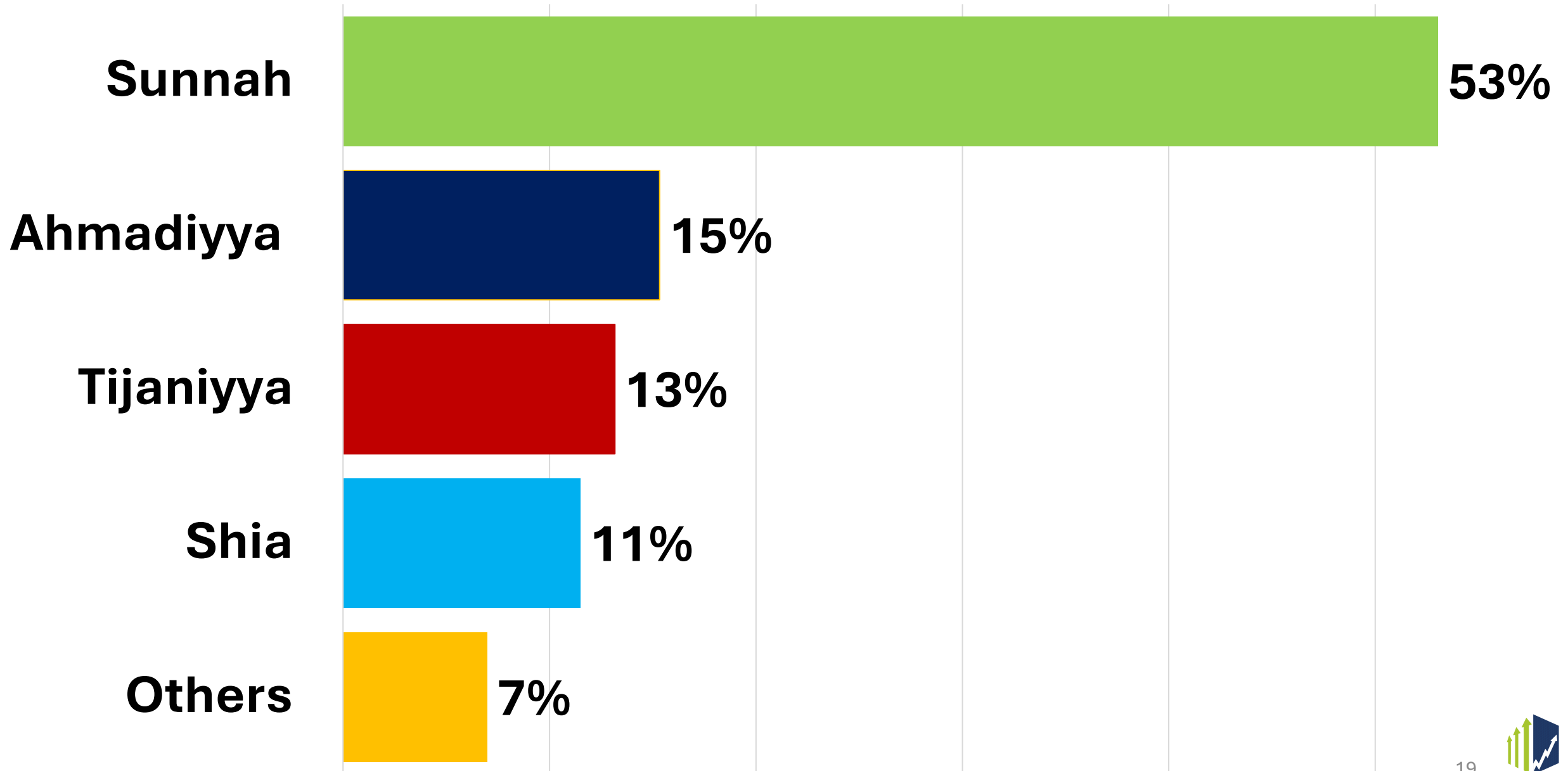
Religion



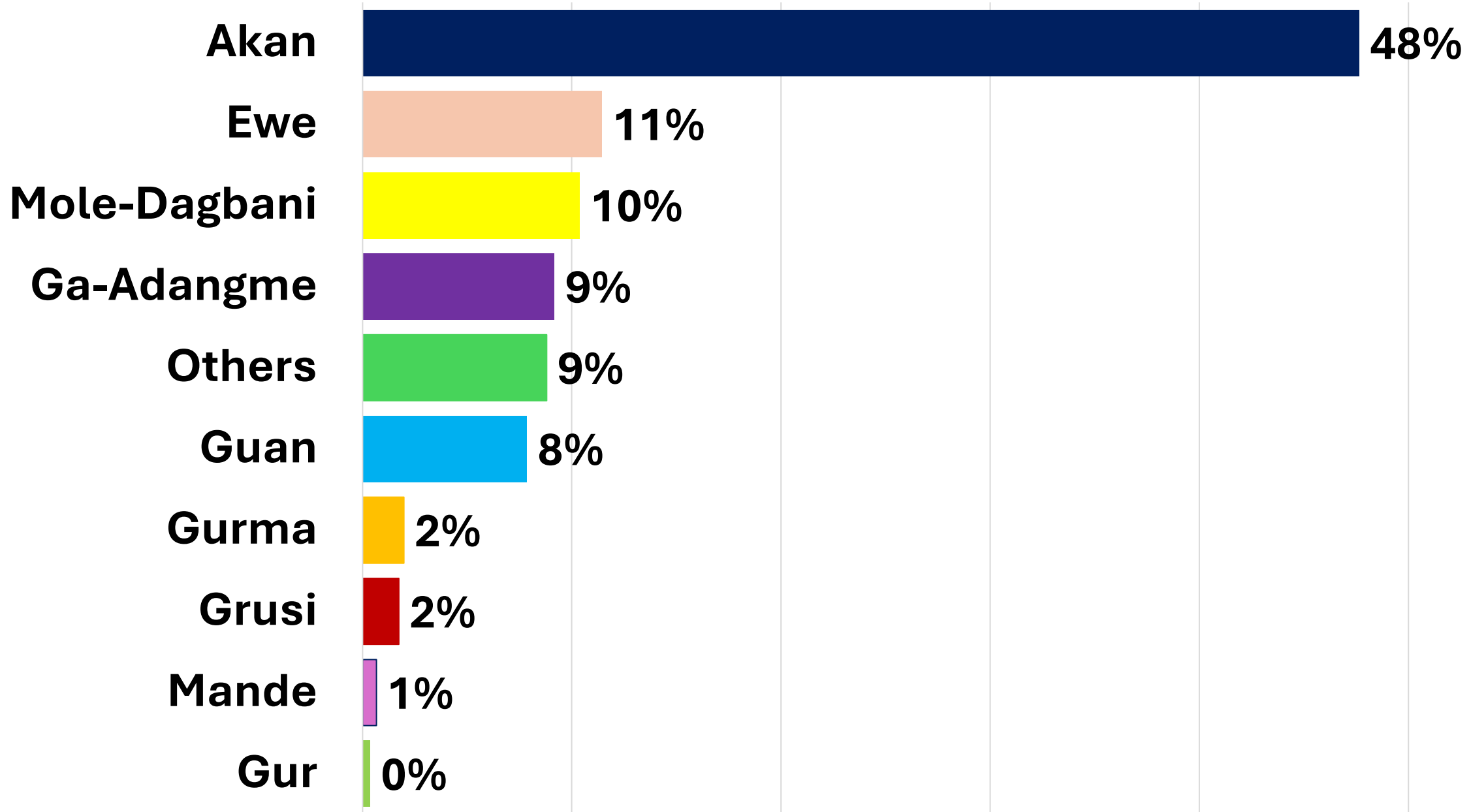
Christian Denominations



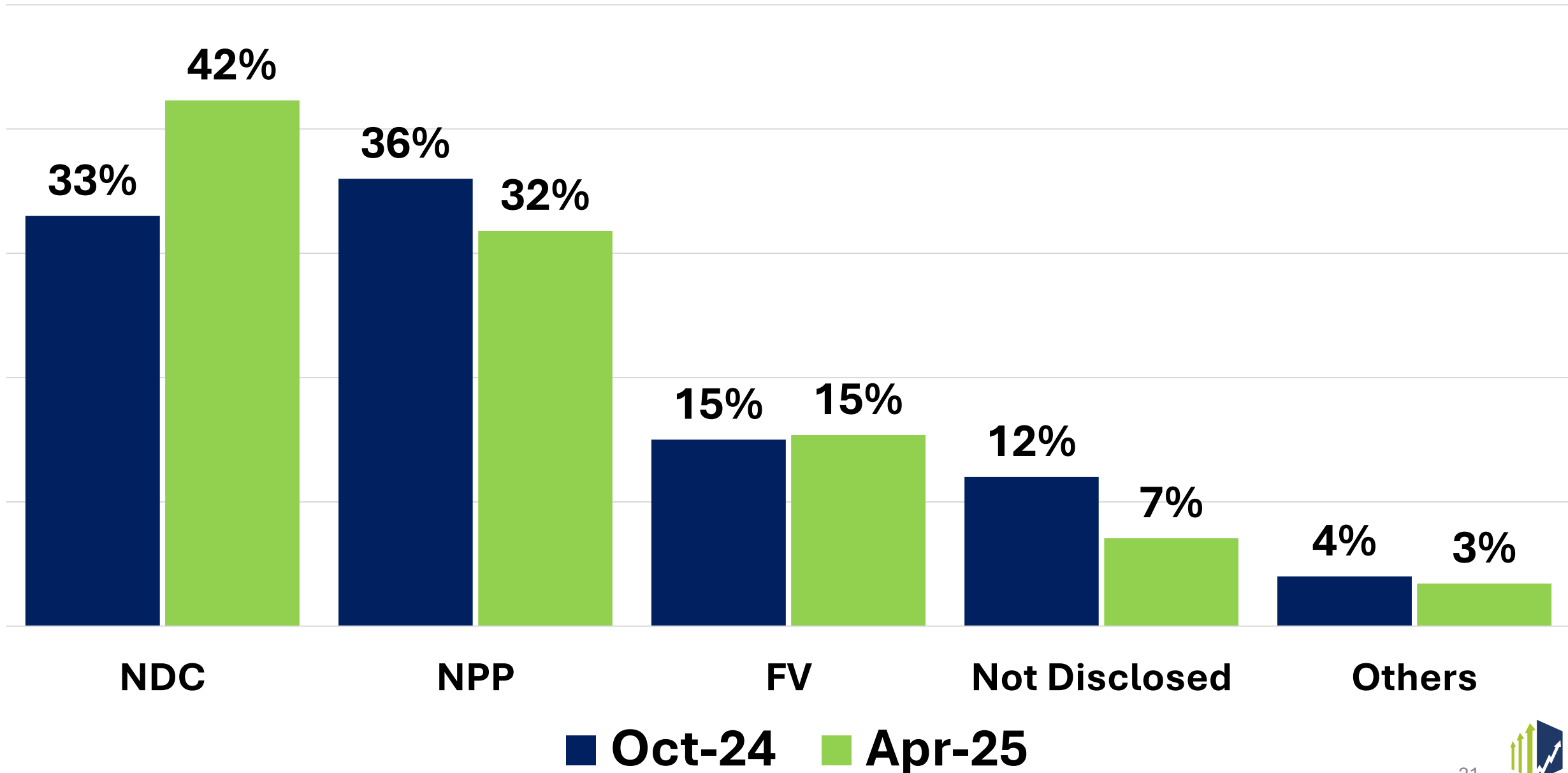
Islamic Sects



Ethnicity



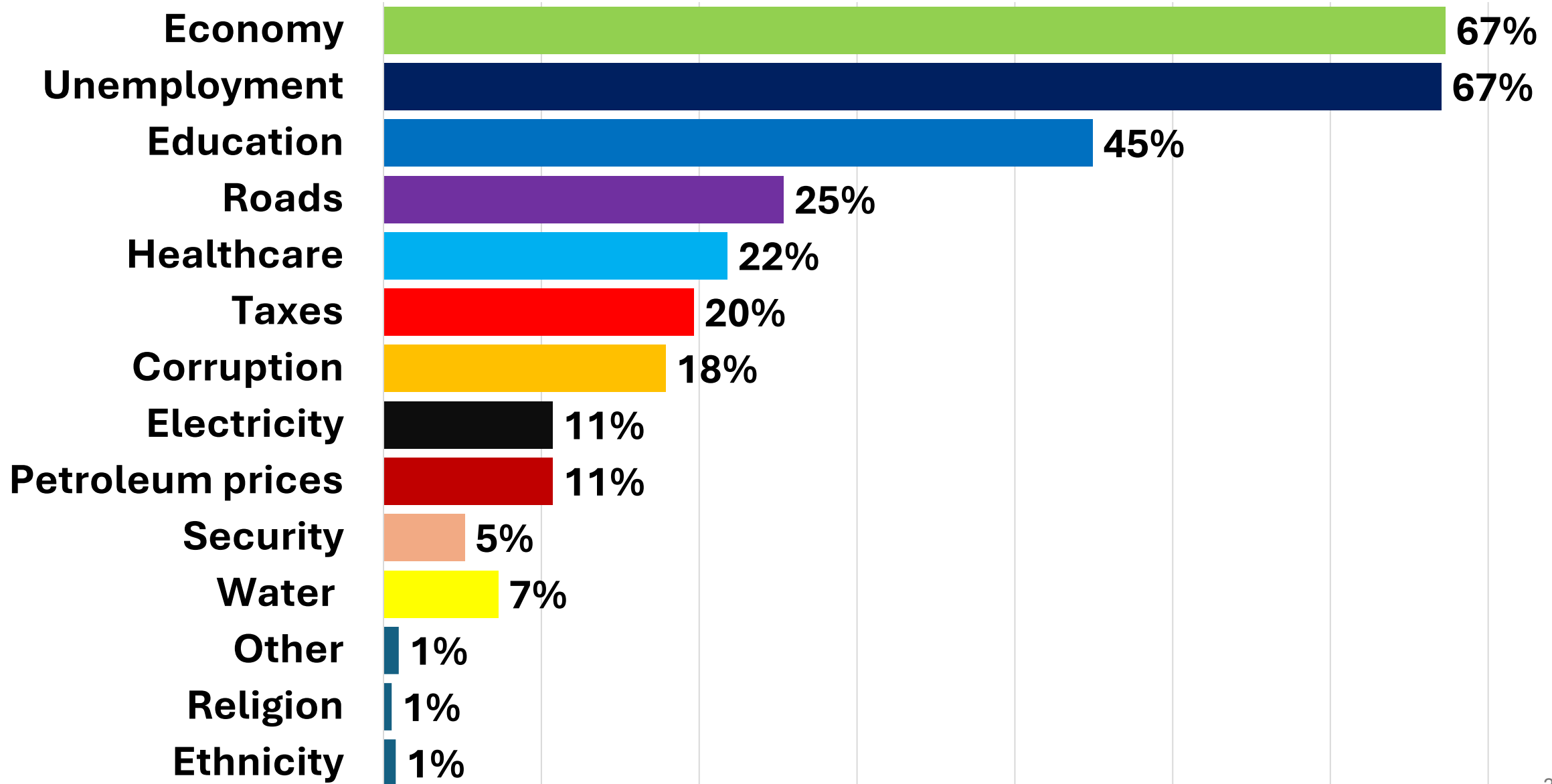
Party Affiliations



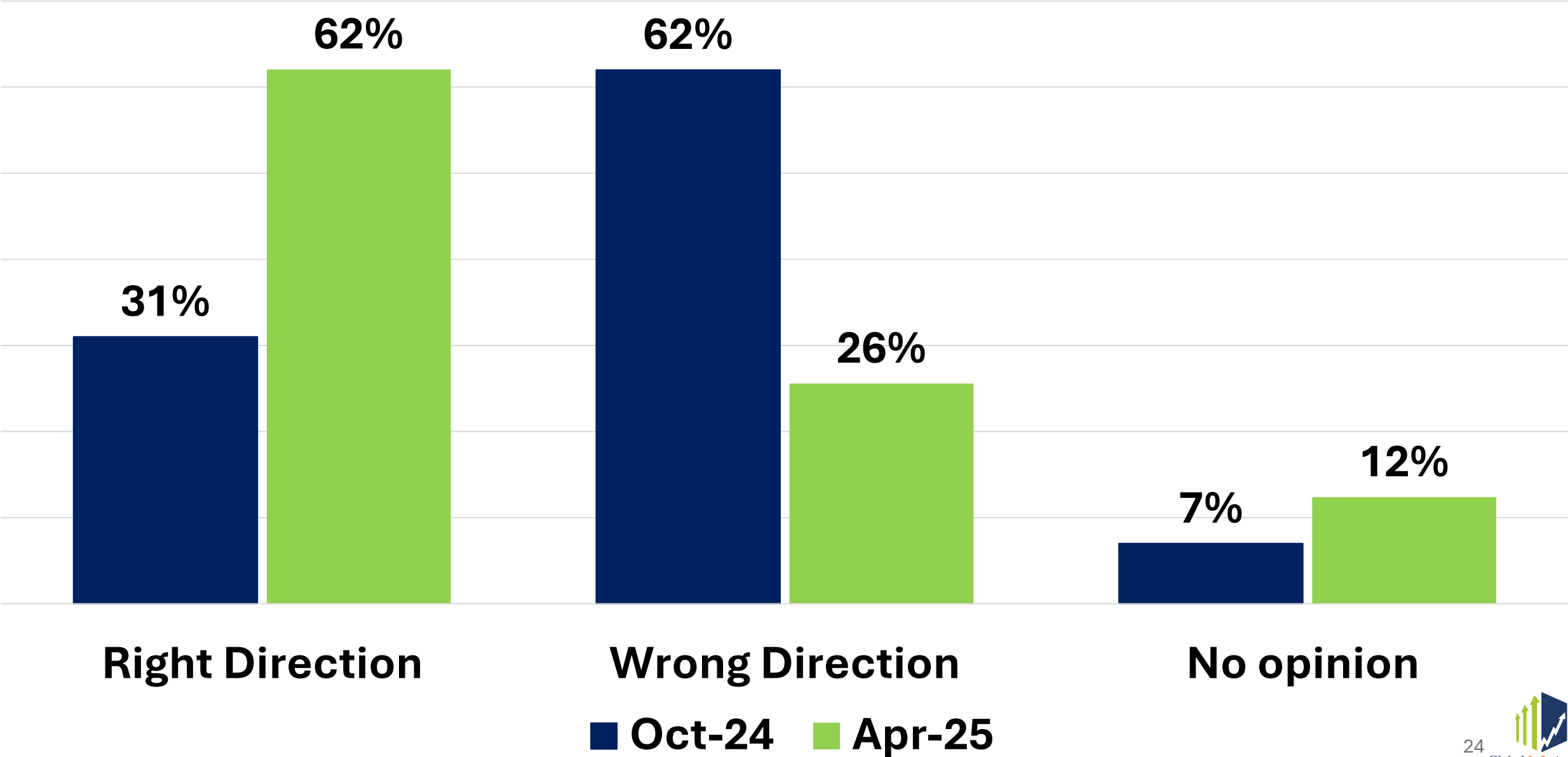
Governance



Key Issues



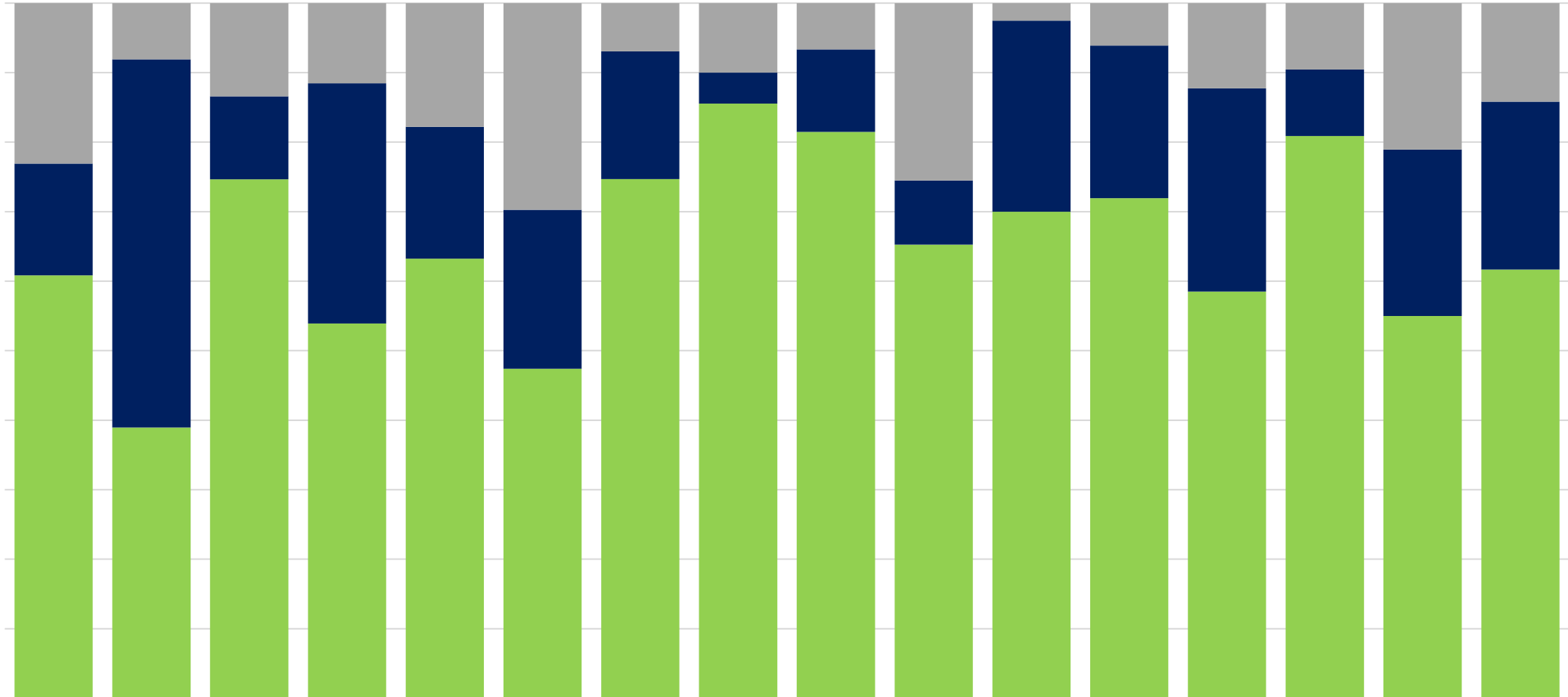
Direction of the country



Direction of the country-Region

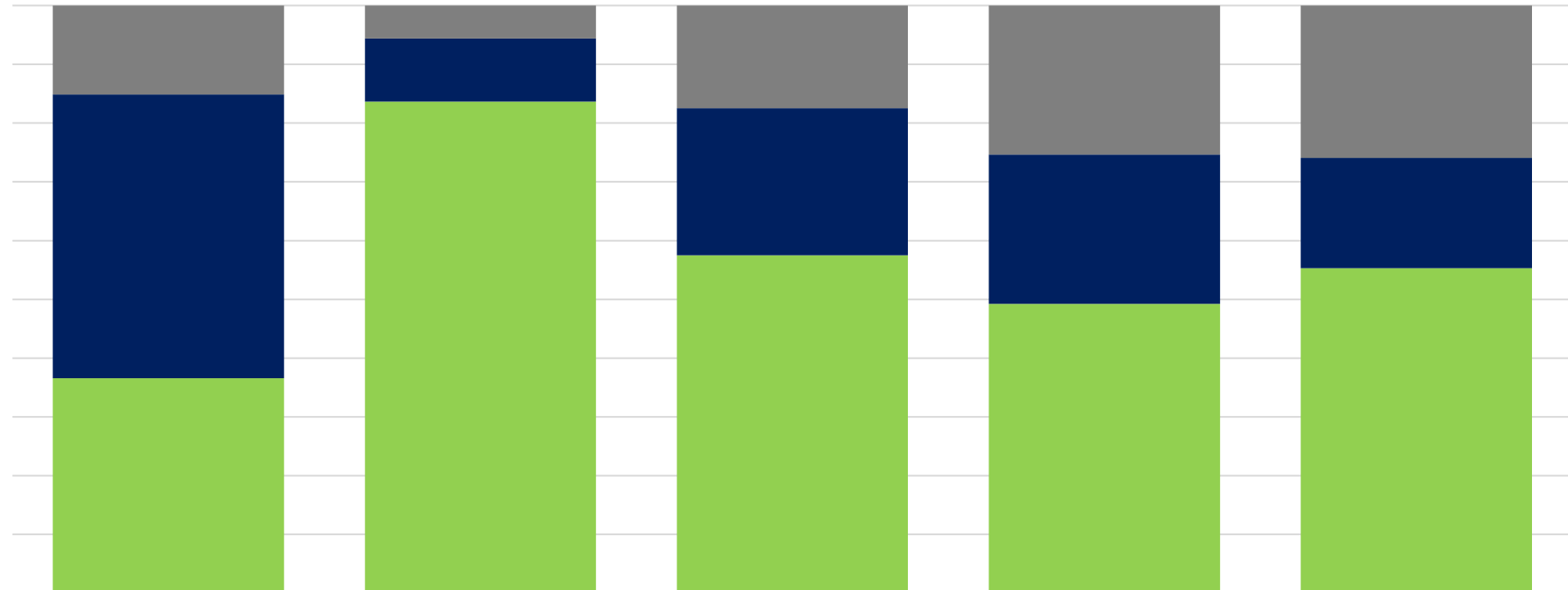


Global Info Analytics
Analytics · Polls · Modelling



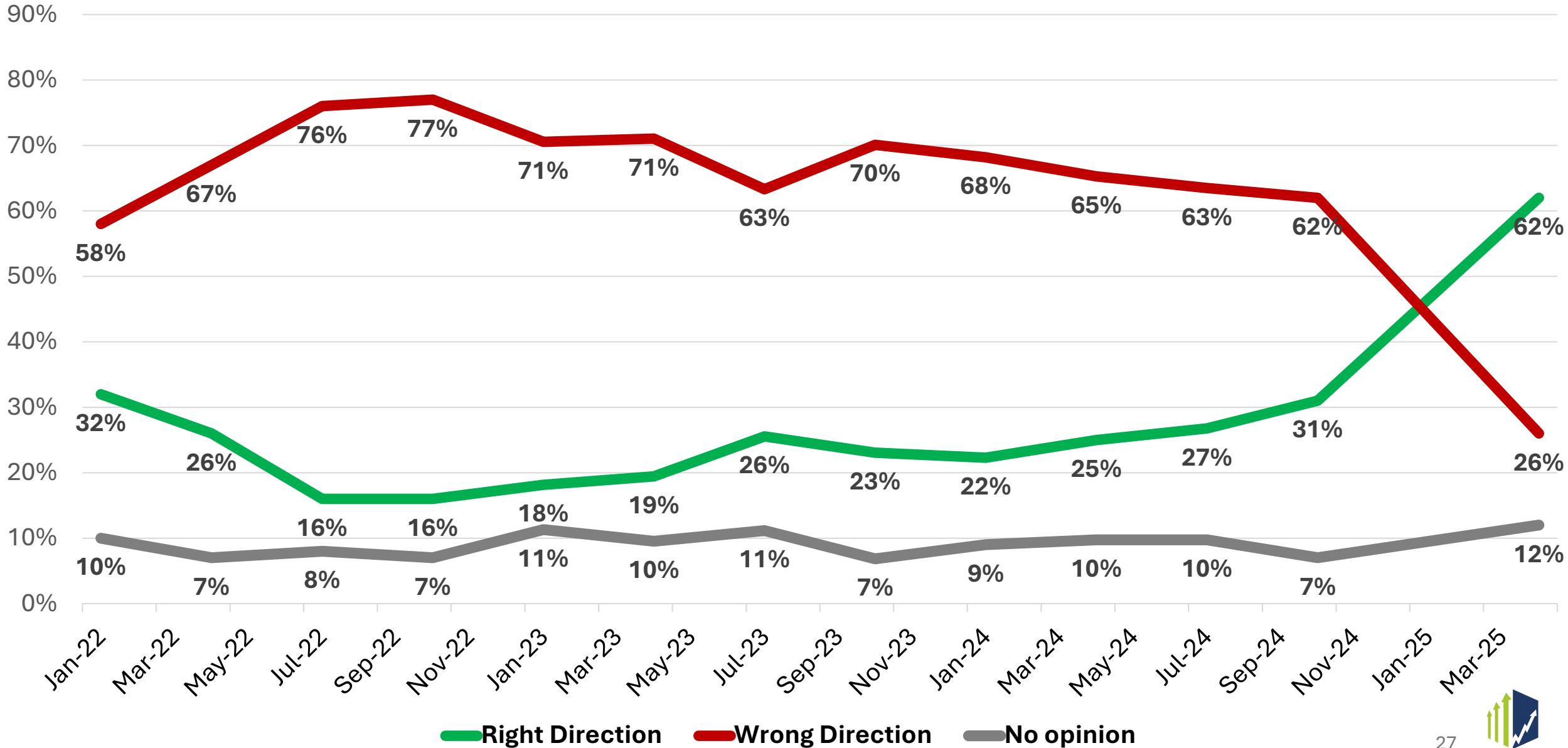
	AH	AR	BR	BE	CR	ER	GAR	NER	NR	OR	SR	UER	UWR	VR	WR	WNR
■ No opinion	23%	8%	13%	12%	18%	30%	7%	10%	7%	26%	3%	6%	12%	10%	21%	14%
■ Wrong Direction	16%	53%	12%	35%	19%	23%	18%	4%	12%	9%	28%	22%	29%	10%	24%	24%
■ Right Direction	61%	39%	75%	54%	63%	47%	75%	86%	81%	65%	70%	72%	58%	81%	55%	62%

Direction of the country-Party Affiliations

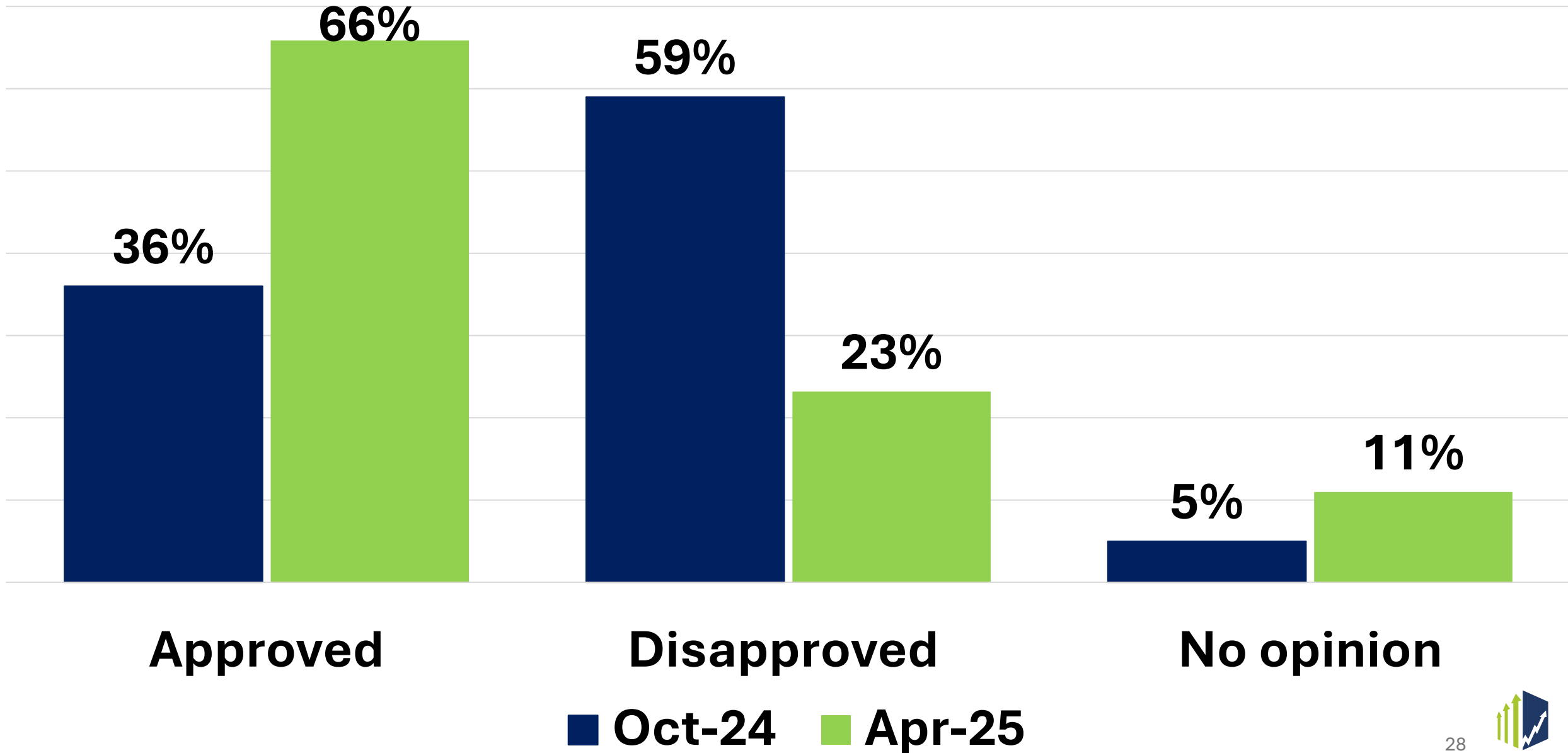


	NPP	NDC	FV	Others	Not Disclosed
■ No opinion	15%	6%	17%	25%	26%
■ Wrong Direction	48%	11%	25%	25%	19%
■ Right Direction	37%	84%	57%	49%	55%

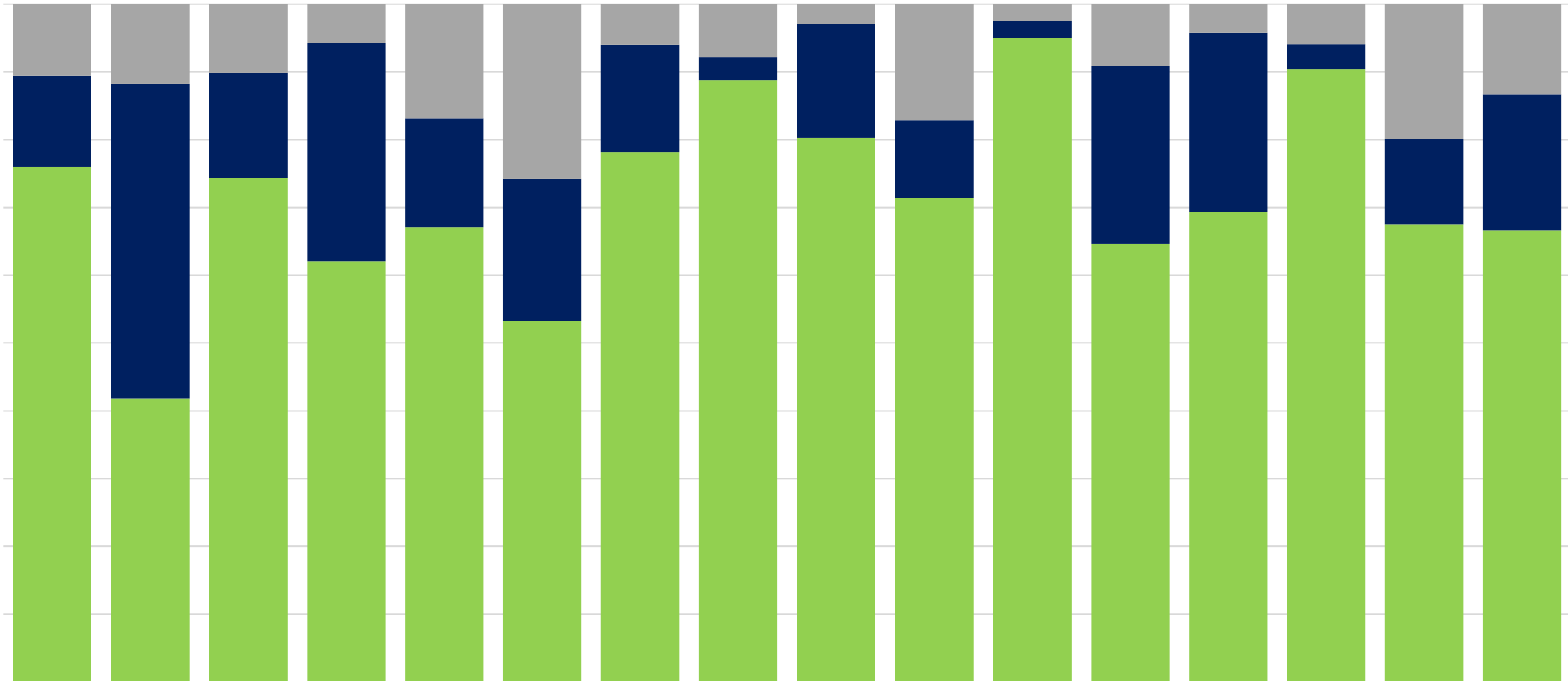
Direction of the country-Jan 2022-April 2025



President's Job Approval

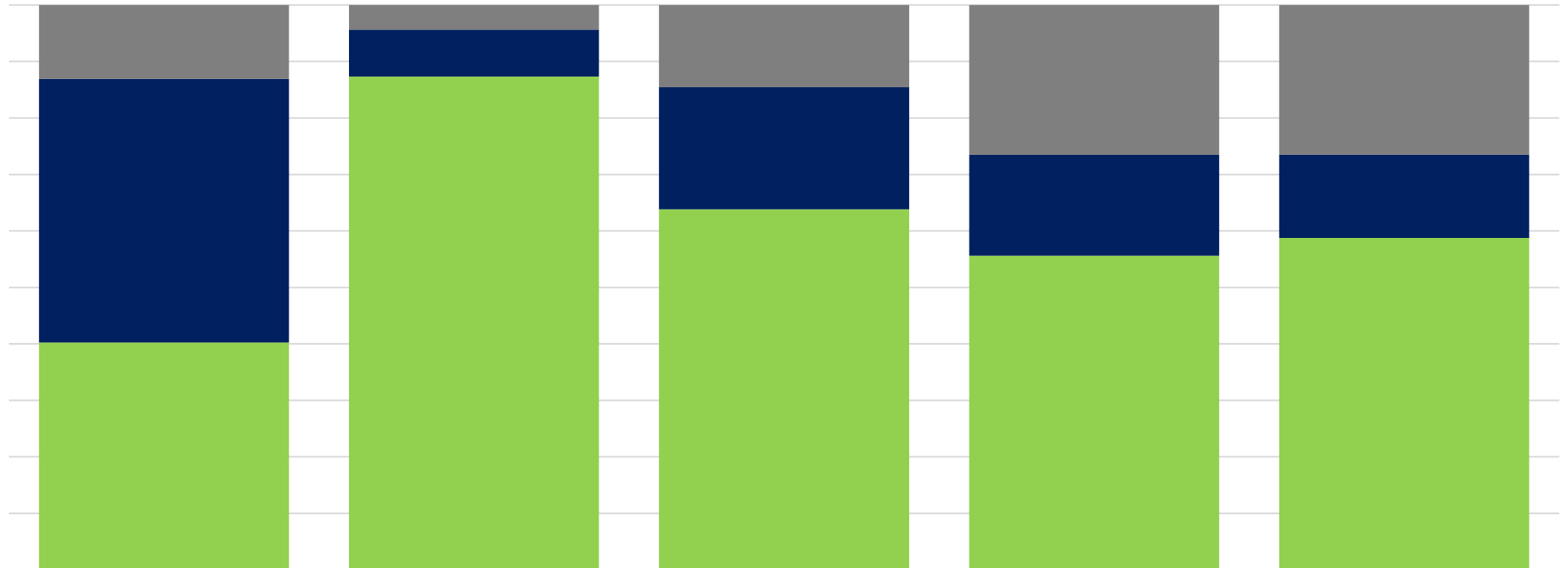


President's Job Approval-Region



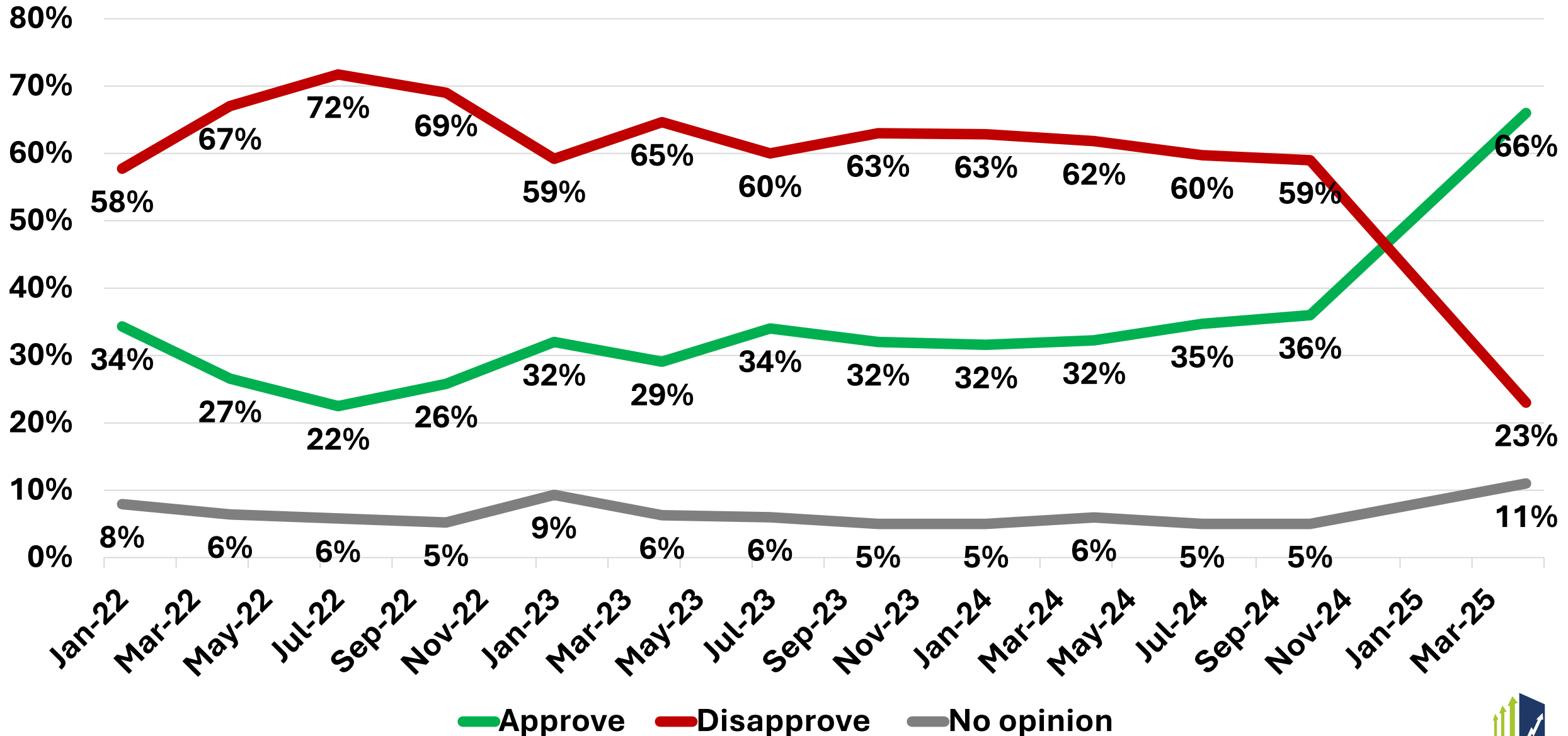
	AH	AR	BR	BE	CR	ER	GAR	NER	NR	OR	SR	UER	UWR	VR	WR	WNR
No opinion	11%	12%	10%	6%	17%	26%	6%	8%	3%	17%	3%	9%	4%	6%	20%	13%
Disapproved	13%	46%	15%	32%	16%	21%	16%	3%	17%	11%	3%	26%	26%	4%	13%	20%
Approved	76%	42%	74%	62%	67%	53%	78%	89%	80%	71%	95%	65%	69%	90%	68%	67%

President's Job Approval Party Affiliations

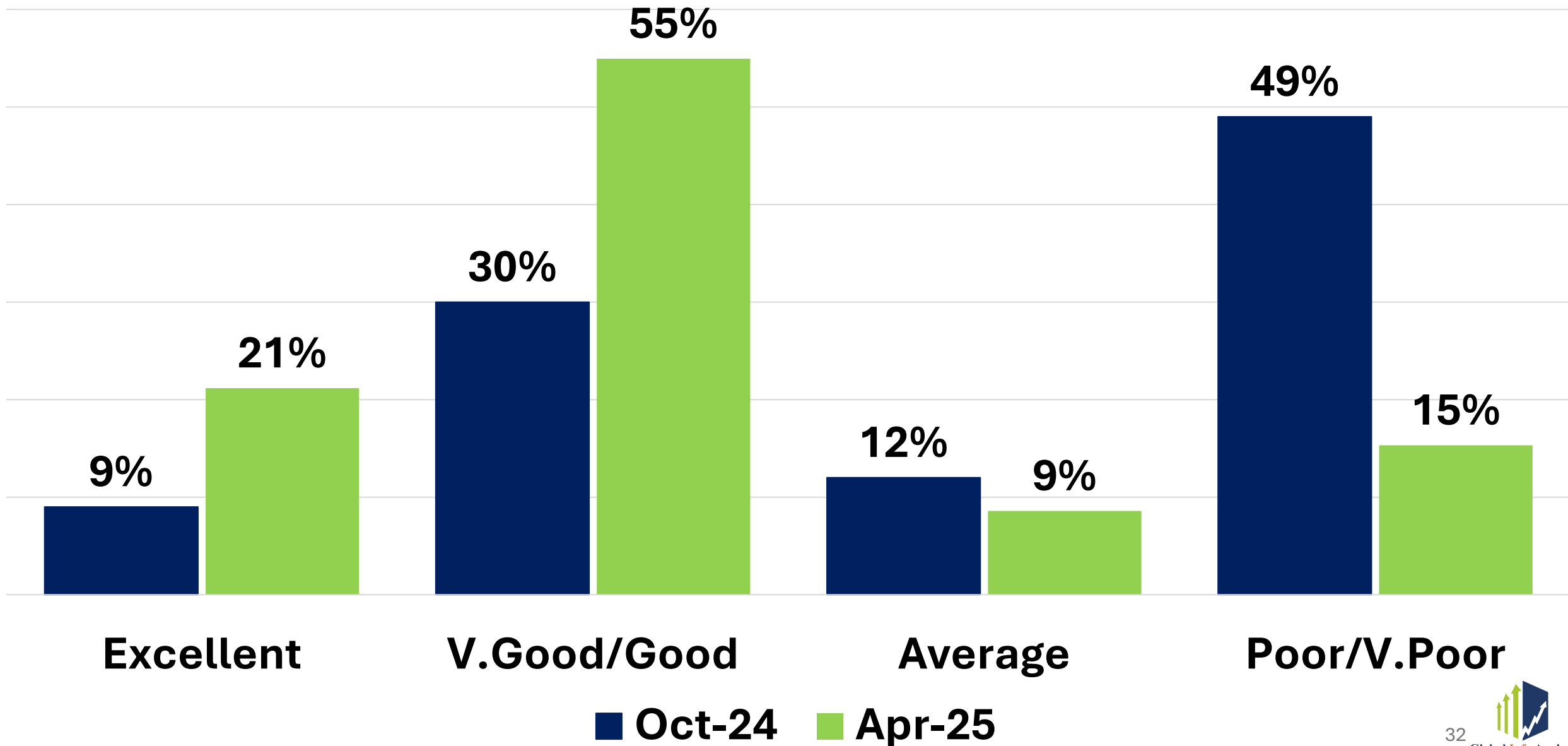


	NPP	NDC	FV	Others	Not Disclosed
■ No opinion	13%	4%	15%	26%	26%
■ Disapproved	47%	8%	22%	18%	15%
■ Approved	40%	87%	64%	56%	59%

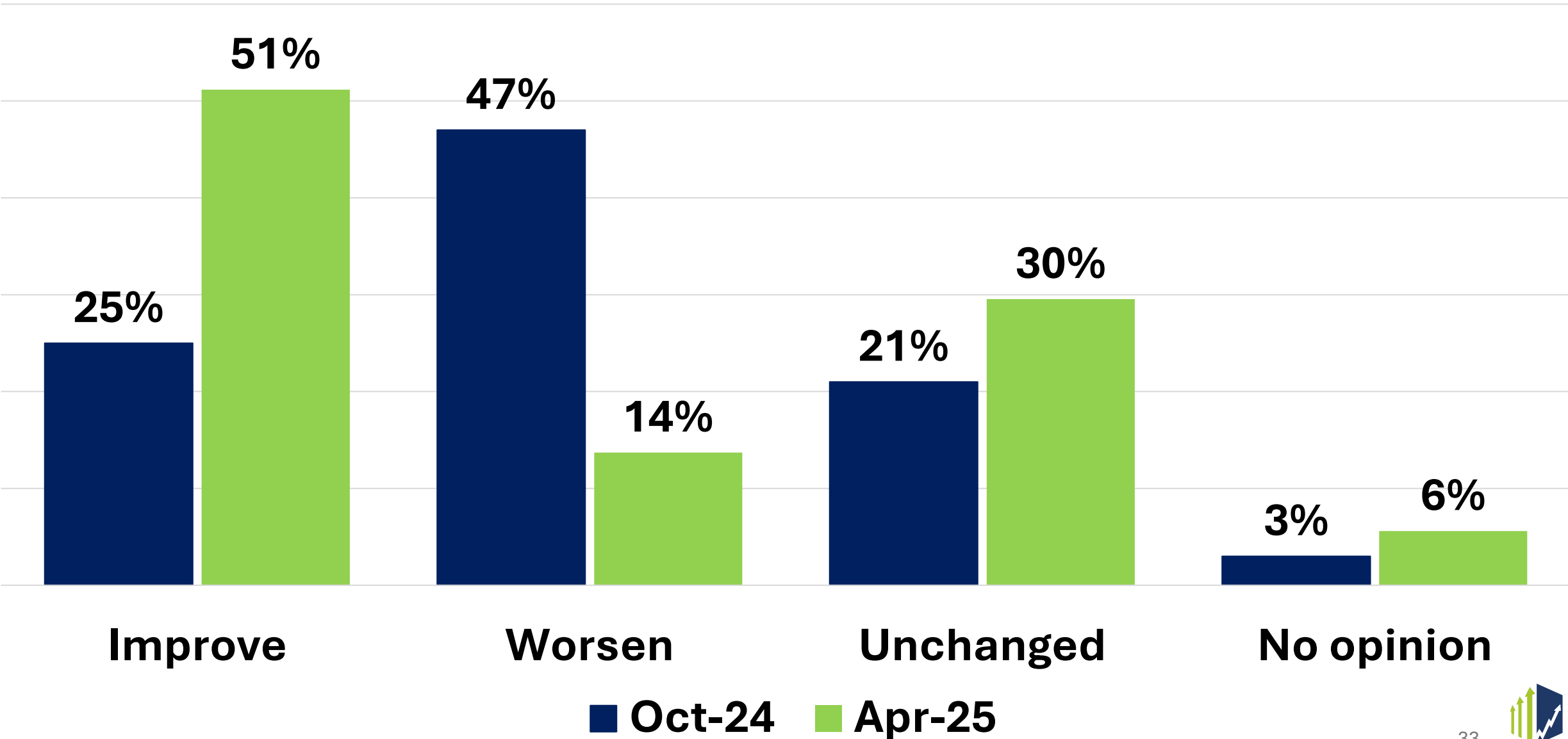
President's Job Approval – Trend Jan 2022-April 2025



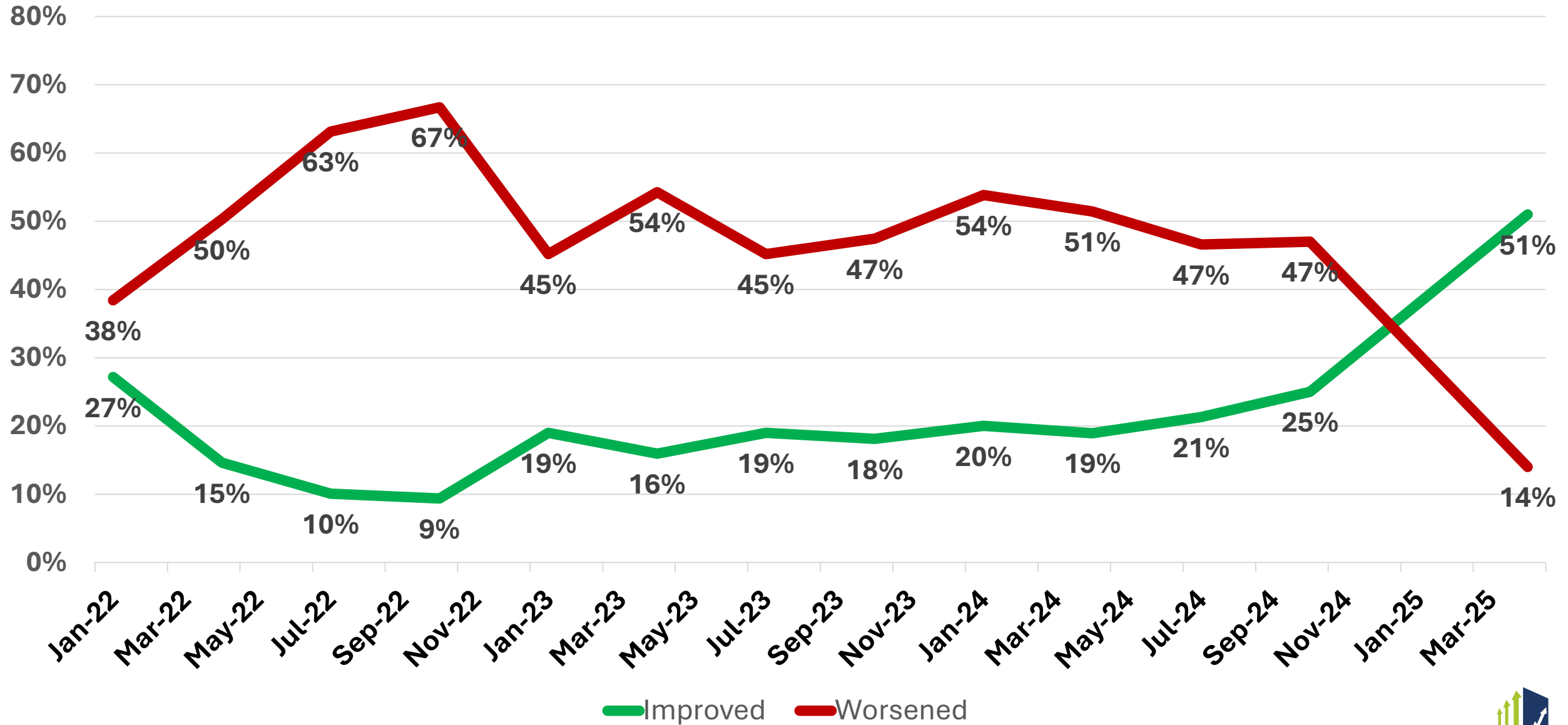
Approval of the Government



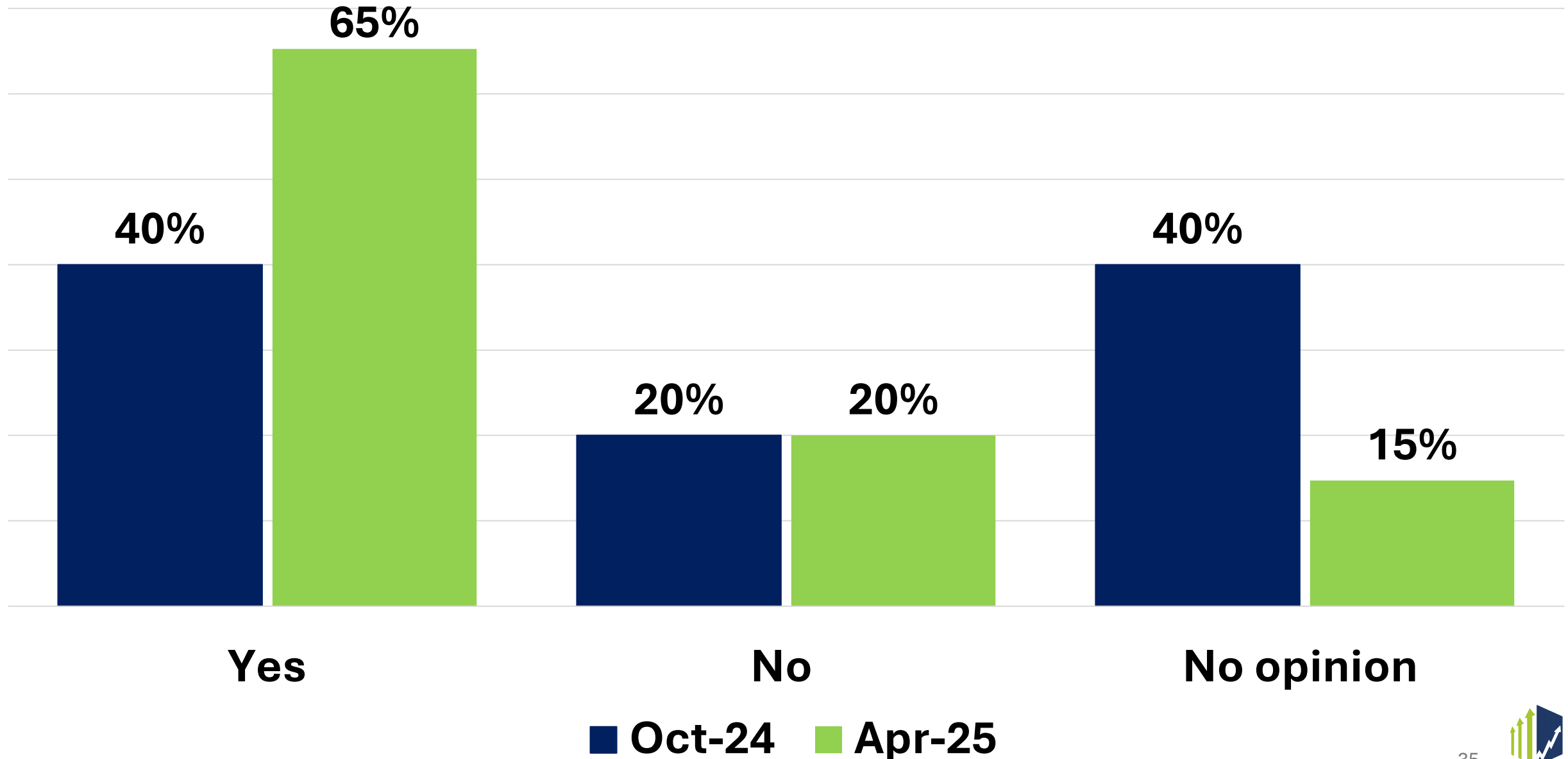
Standard of Living



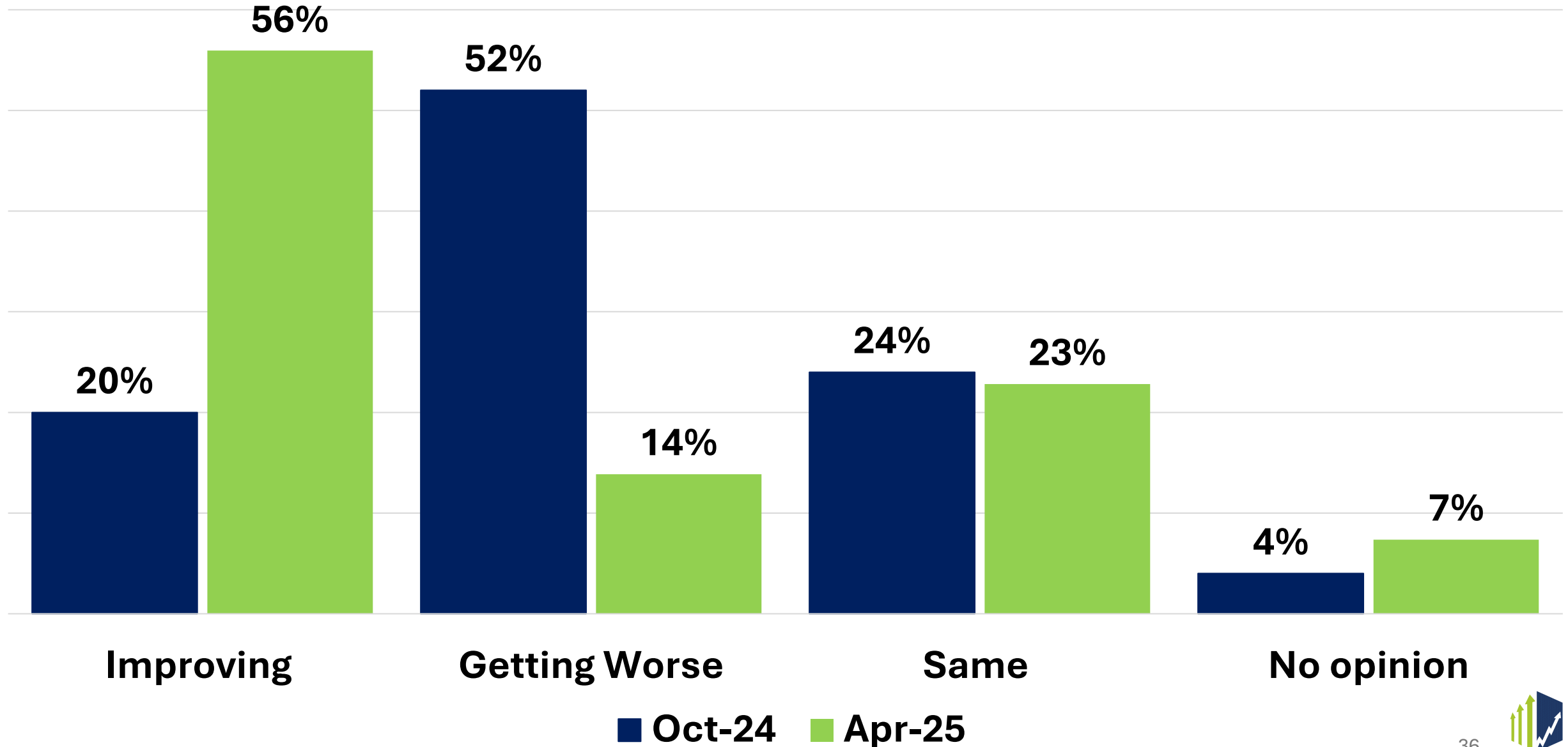
Standard of Living



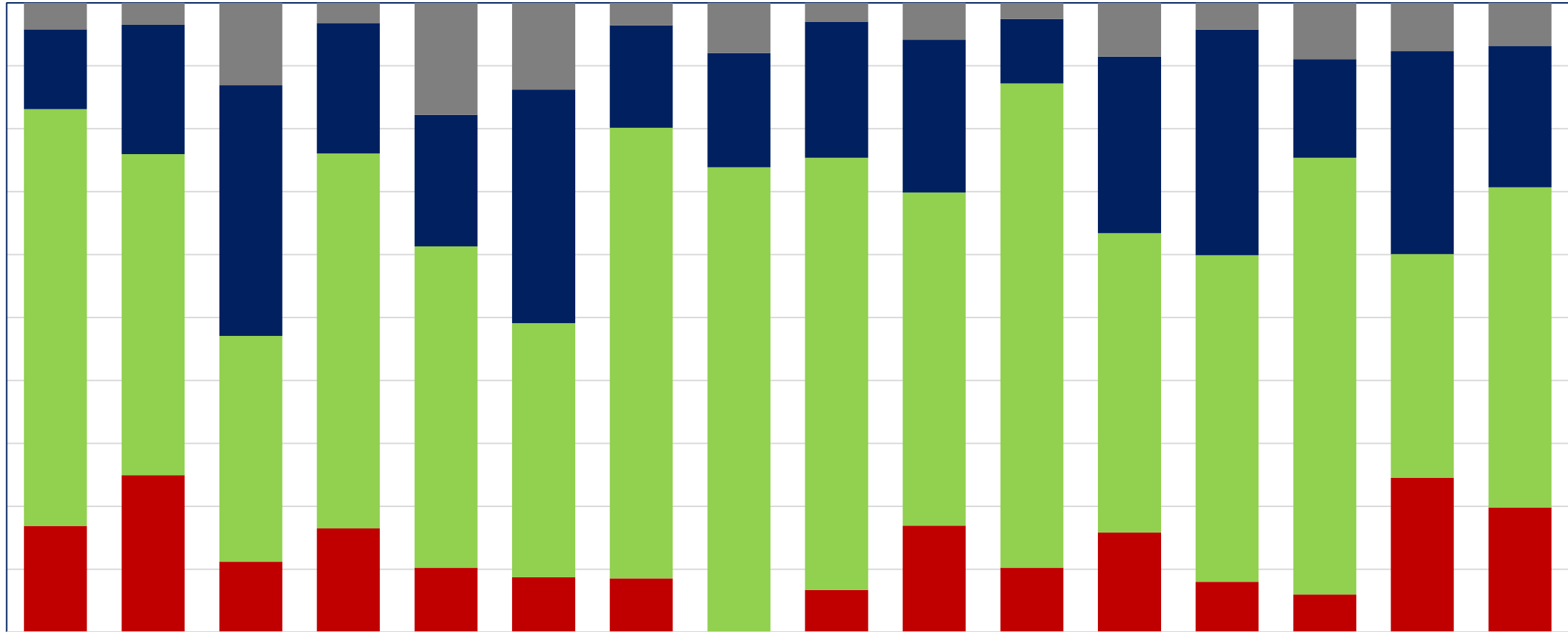
Standard of Living Optimism



State of Corruption

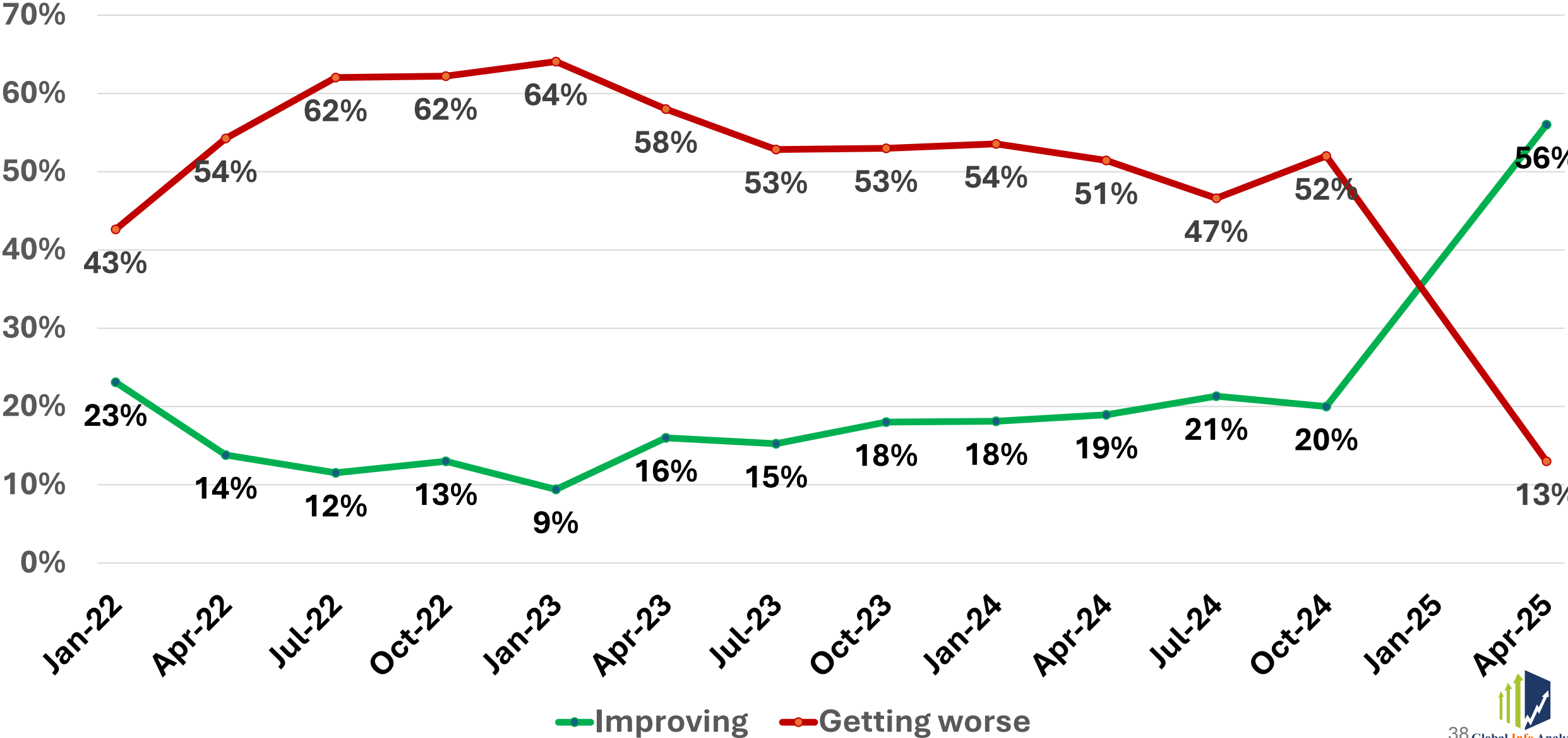


State of Corruption-Region

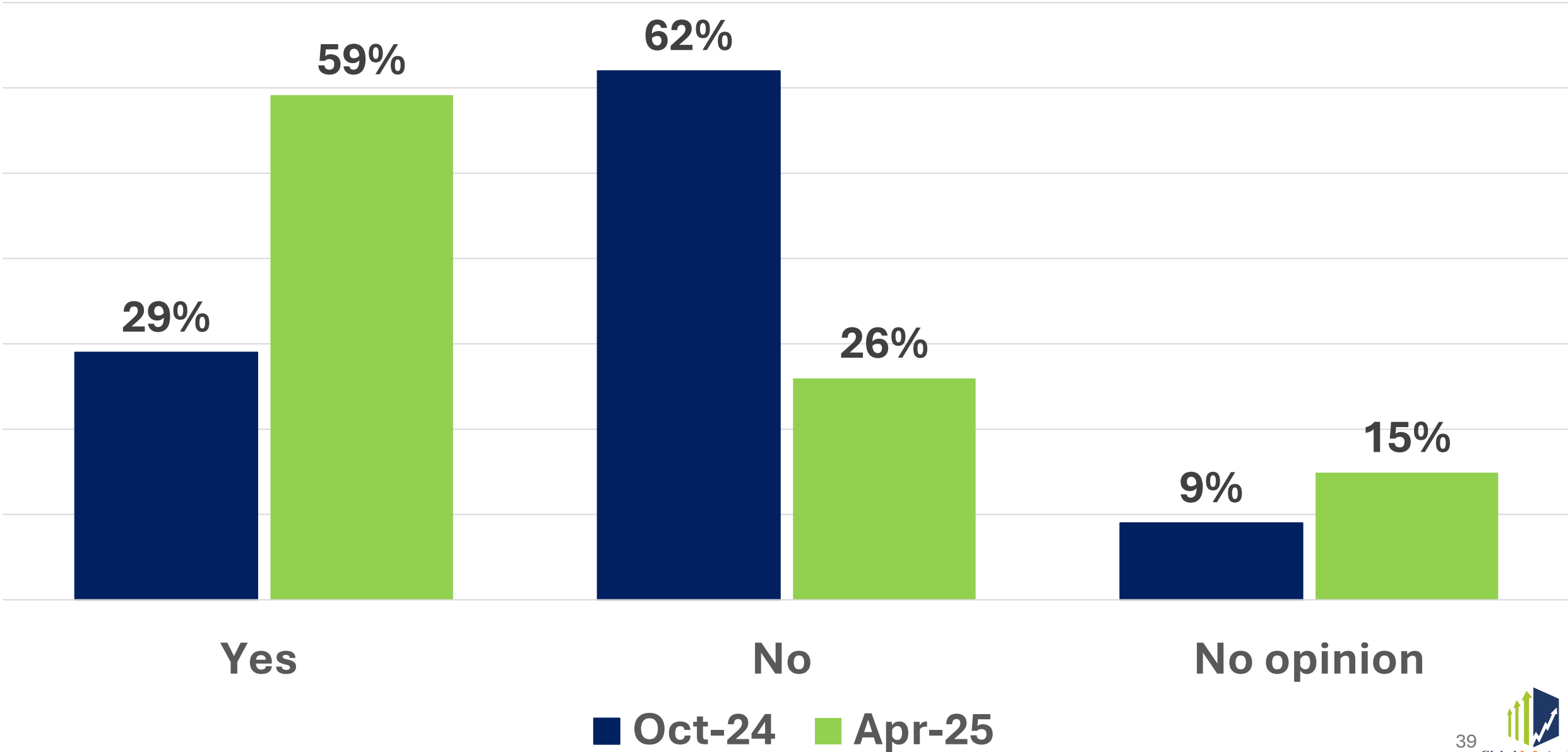


	AH	AR	BR	BE	CR	ER	GAR	NER	NR	OR	SR	UER	UWR	VR	WR	WNR
■ No opinion	4%	3%	13%	3%	18%	14%	4%	8%	3%	6%	3%	9%	4%	9%	8%	7%
■ Same	13%	21%	40%	21%	21%	37%	16%	18%	22%	24%	10%	28%	36%	16%	32%	22%
■ Improving	66%	51%	36%	60%	51%	40%	72%	74%	69%	53%	77%	48%	52%	69%	36%	51%
■ Worse	17%	25%	11%	16%	10%	9%	9%	0%	7%	17%	10%	16%	8%	6%	25%	20%

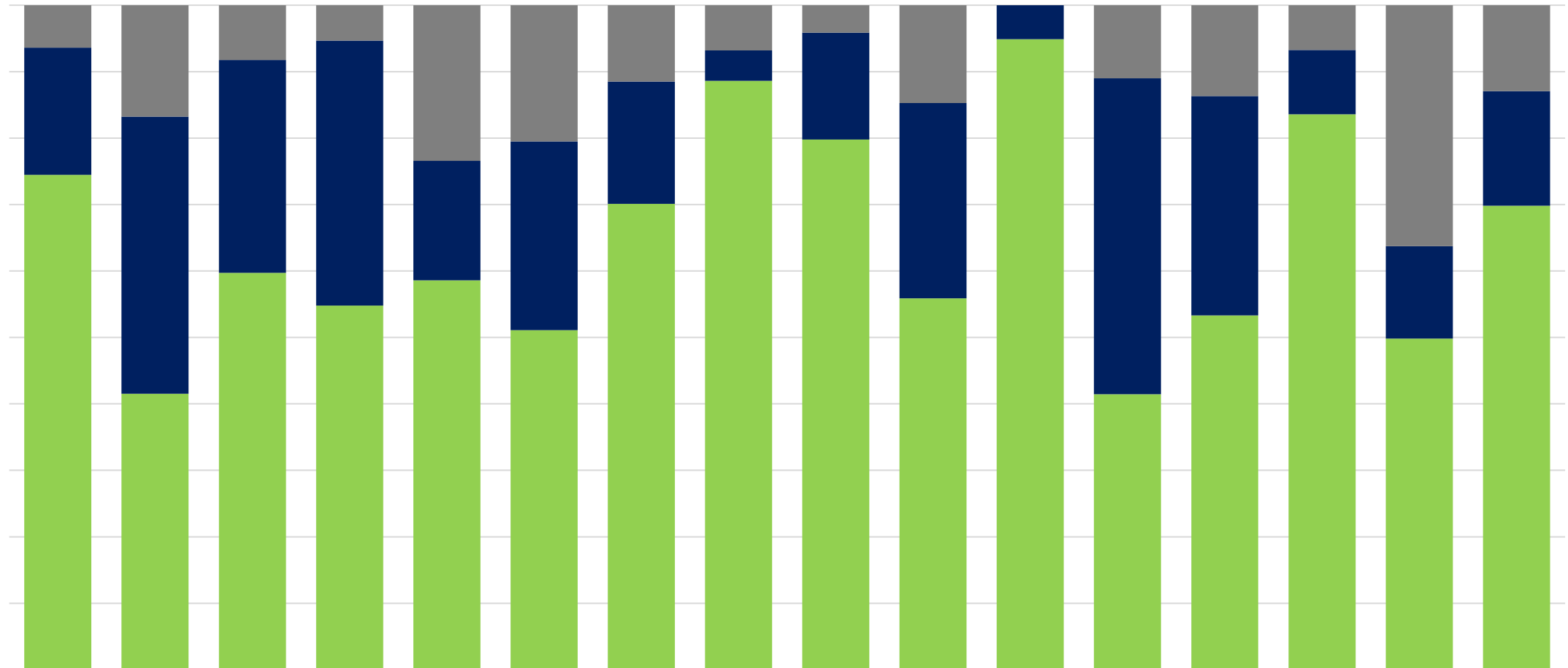
State of Corruption-Region



Fighting Corruption



Fighting Corruption-Regions

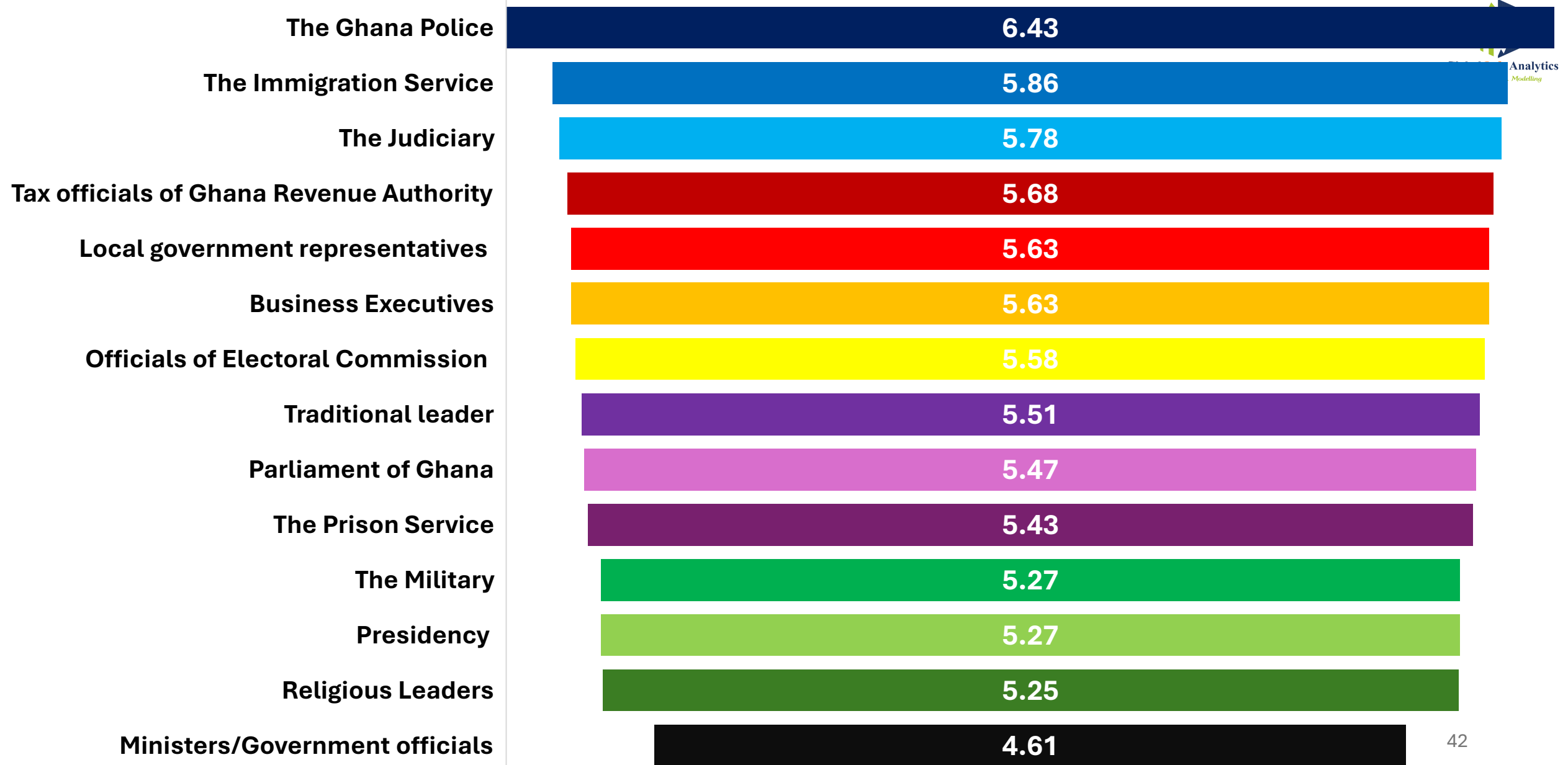


	AH	AR	BR	BE	CR	ER	GAR	NER	NR	OR	SR	UER	UWR	VR	WR	WNR
■ No opinion	6%	17%	8%	5%	23%	20%	11%	7%	4%	15%	0%	11%	14%	7%	36%	13%
■ No	19%	42%	32%	40%	18%	28%	18%	5%	16%	29%	5%	48%	33%	10%	14%	17%
■ Yes	74%	42%	60%	55%	59%	51%	70%	89%	80%	56%	95%	41%	53%	84%	50%	70%

League Table-Most Corrupt Public Institutions



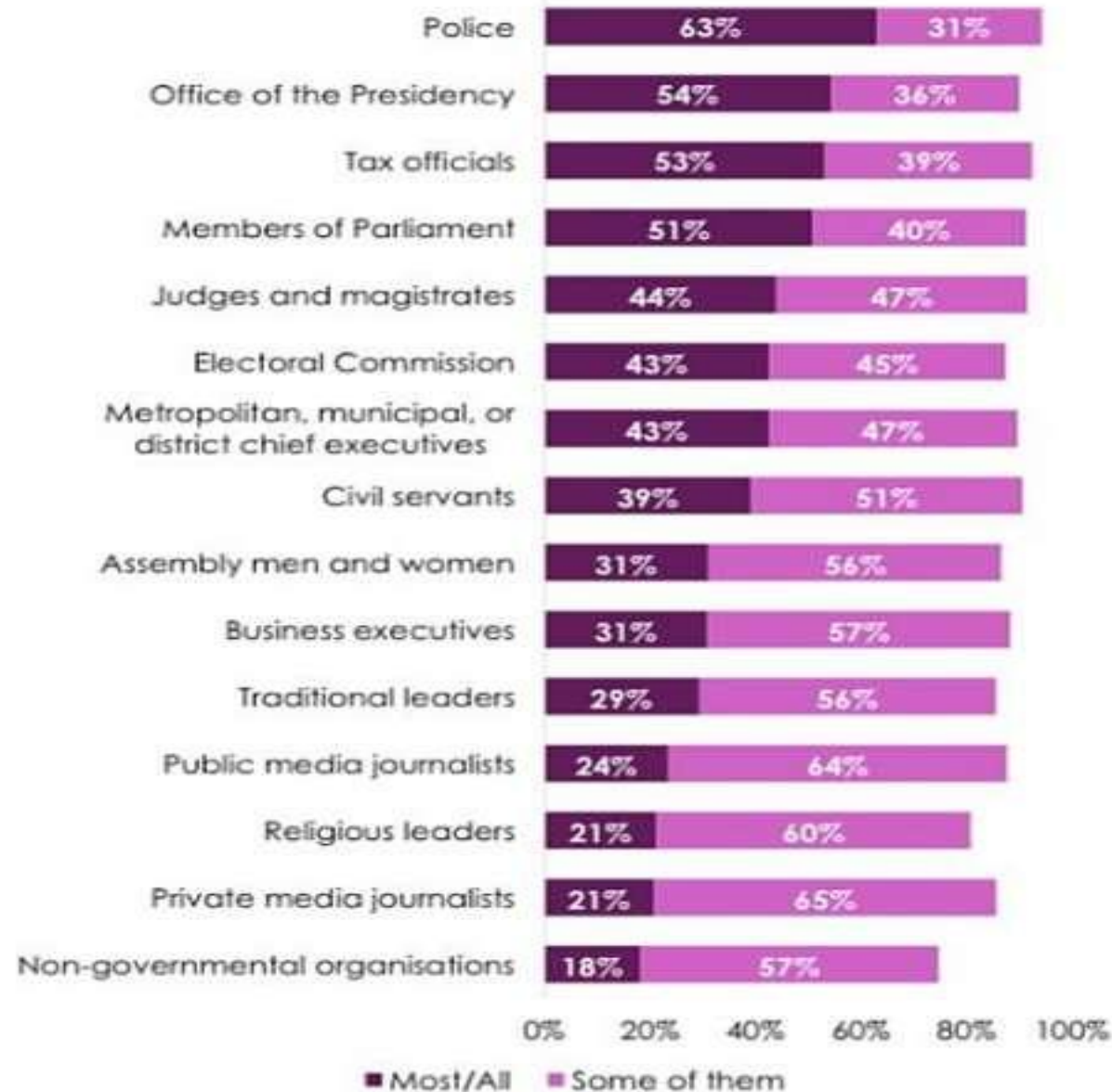
Corruption Perception Score



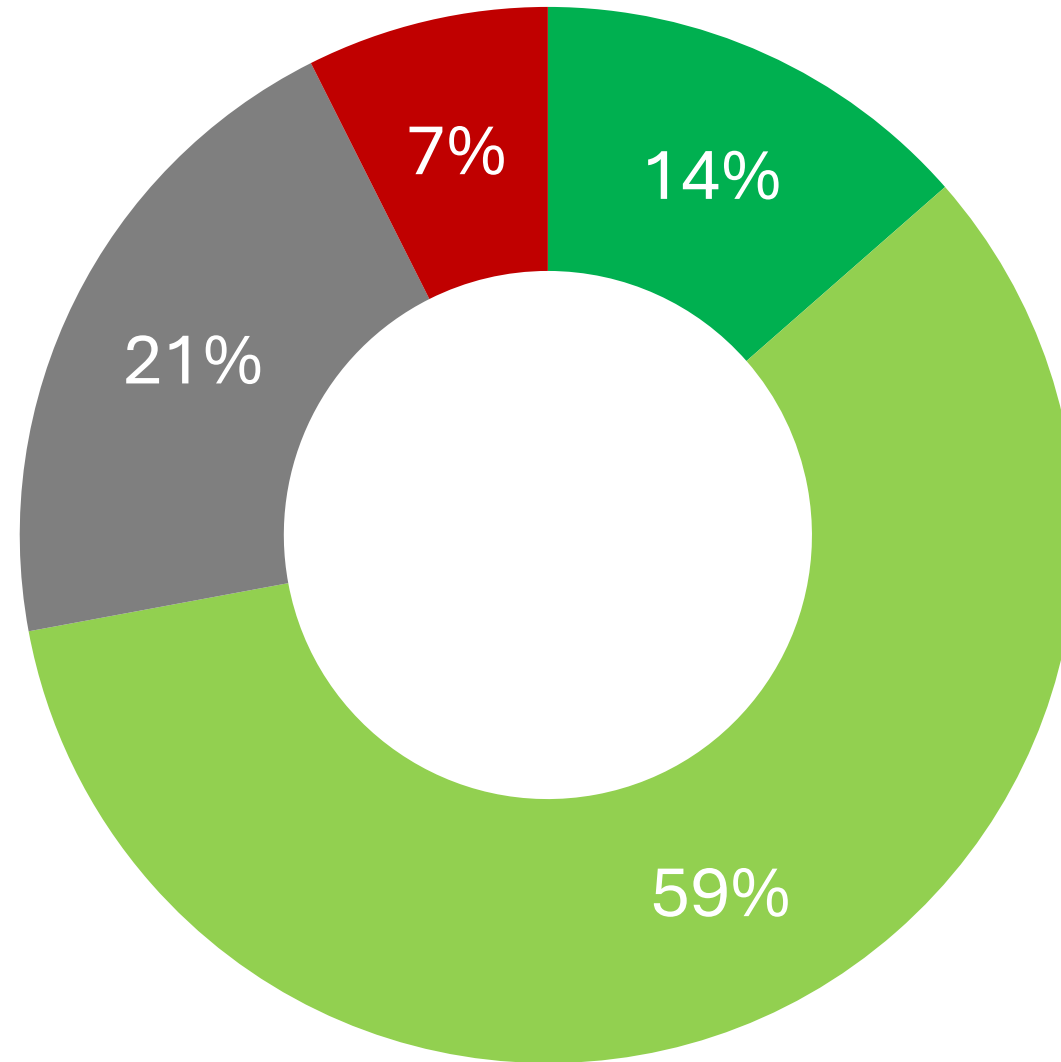
Corruption Perception Table-Afrobarometer August 2024

Who is corrupt | Ghana | 2024

Respondents were asked:
How many of the following people do you think are involved in corruption, or haven't you heard enough about them to say?



Performance of IGP Dr Akuffo Dampare at the elections



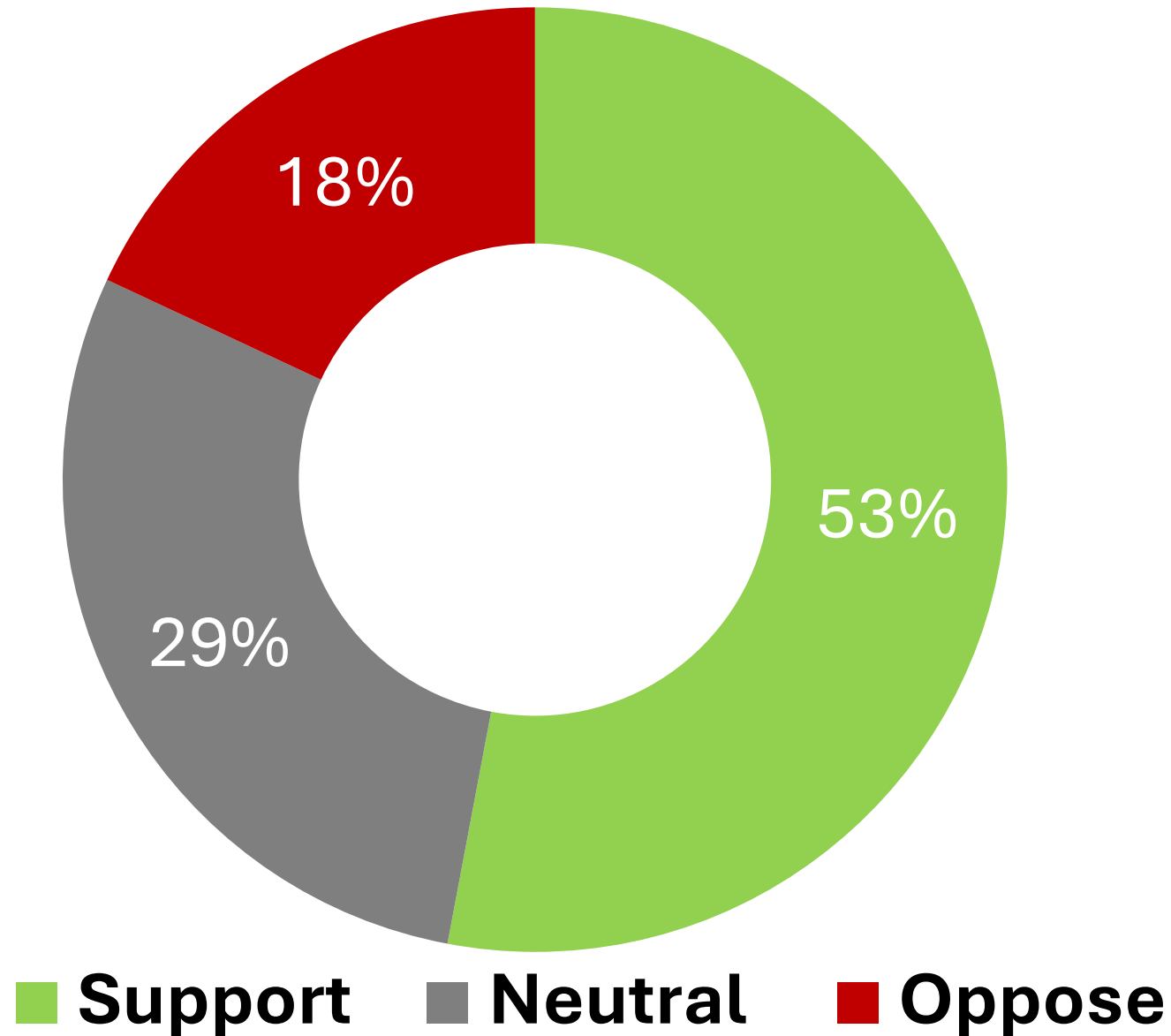
■ Excellent

■ V.Good/Good

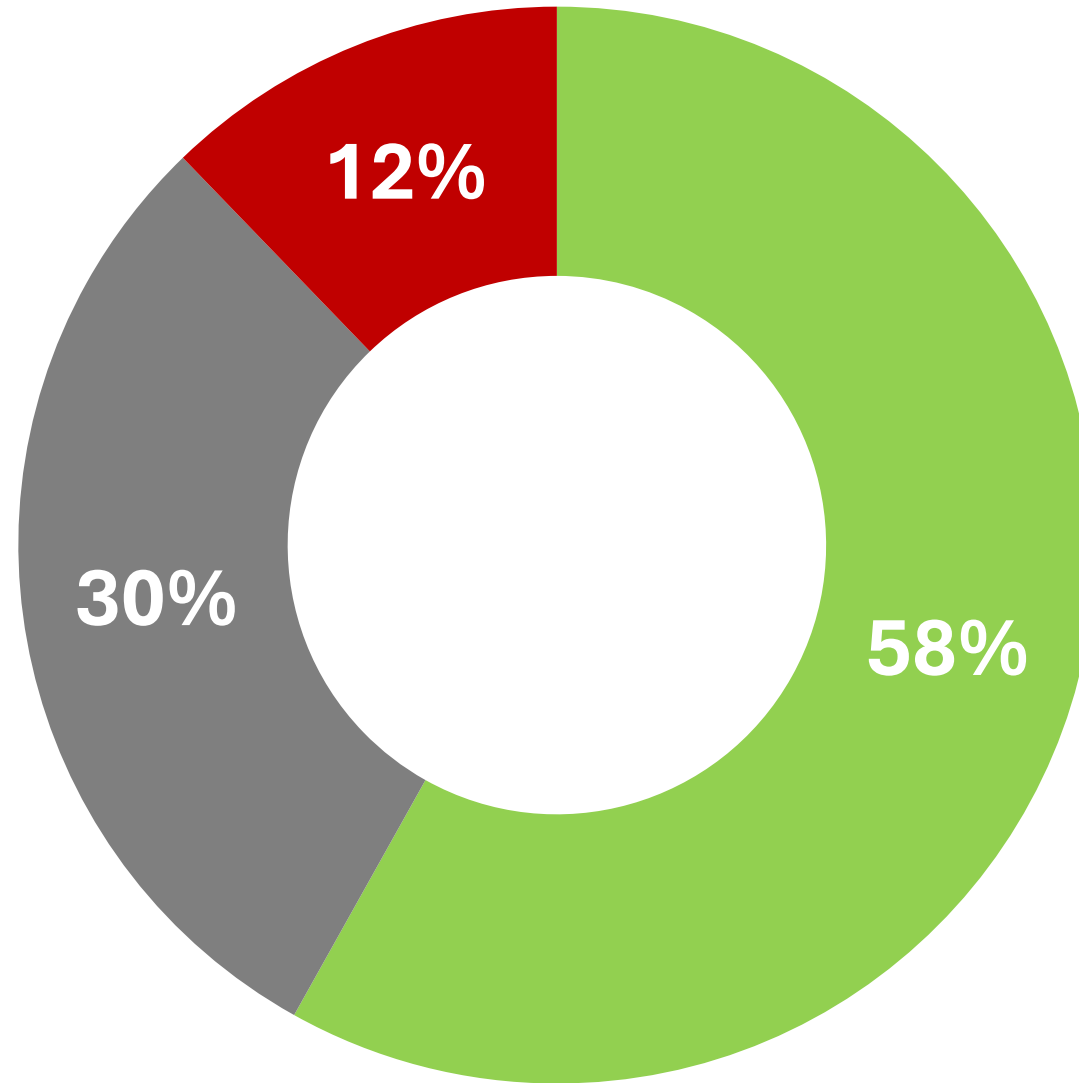
■ Average

■ Poor/V.Poor

Support for Dr Dampare's removal as IGP

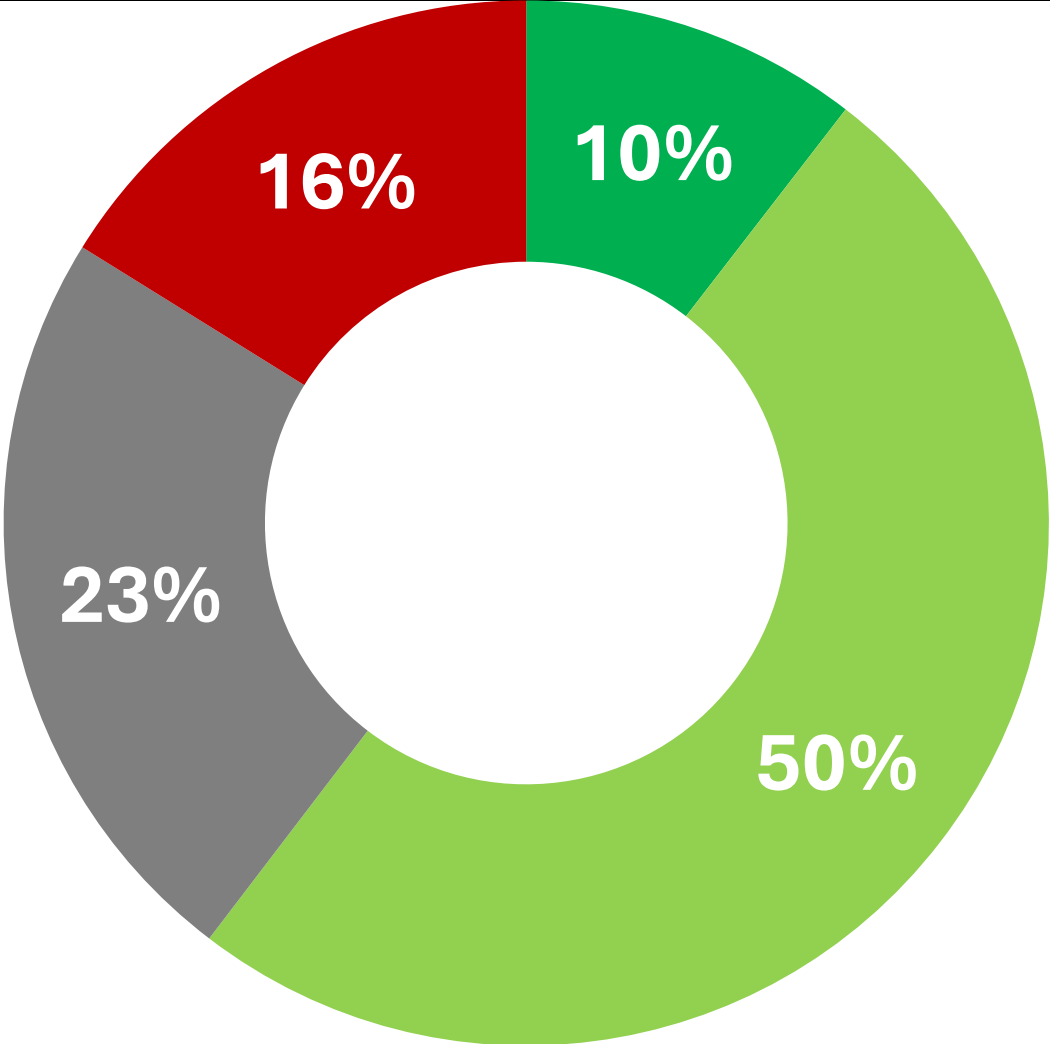


Confidence in the new IGP Christian Tetteh Yohuno



■ Confidence **■ Neutral** **■ No confidence**

Performance of Chair of the Electoral Commission at the elections



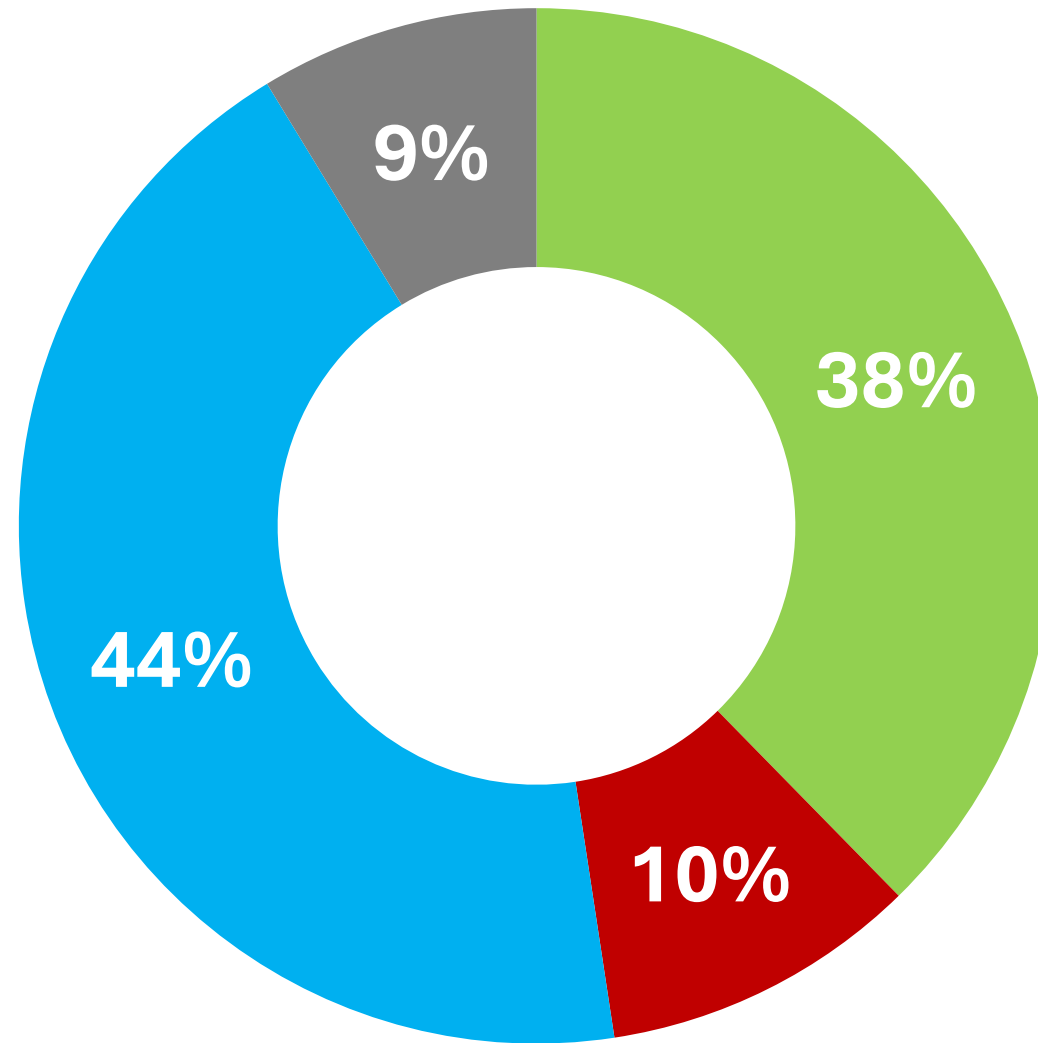
■ Excellent

■ V.Good/Good

■ Average

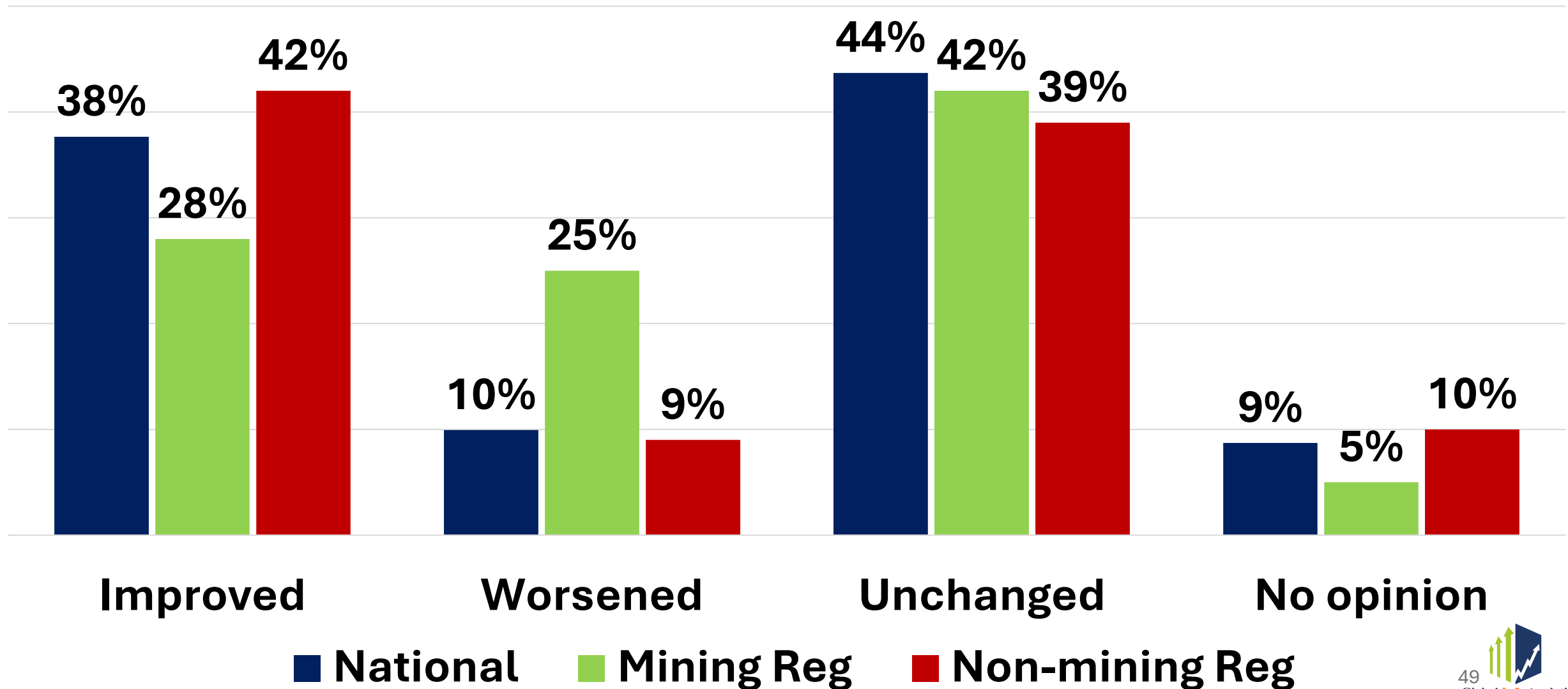
■ Poor/V.Poor

Current State of “Galamsey” under Mahama

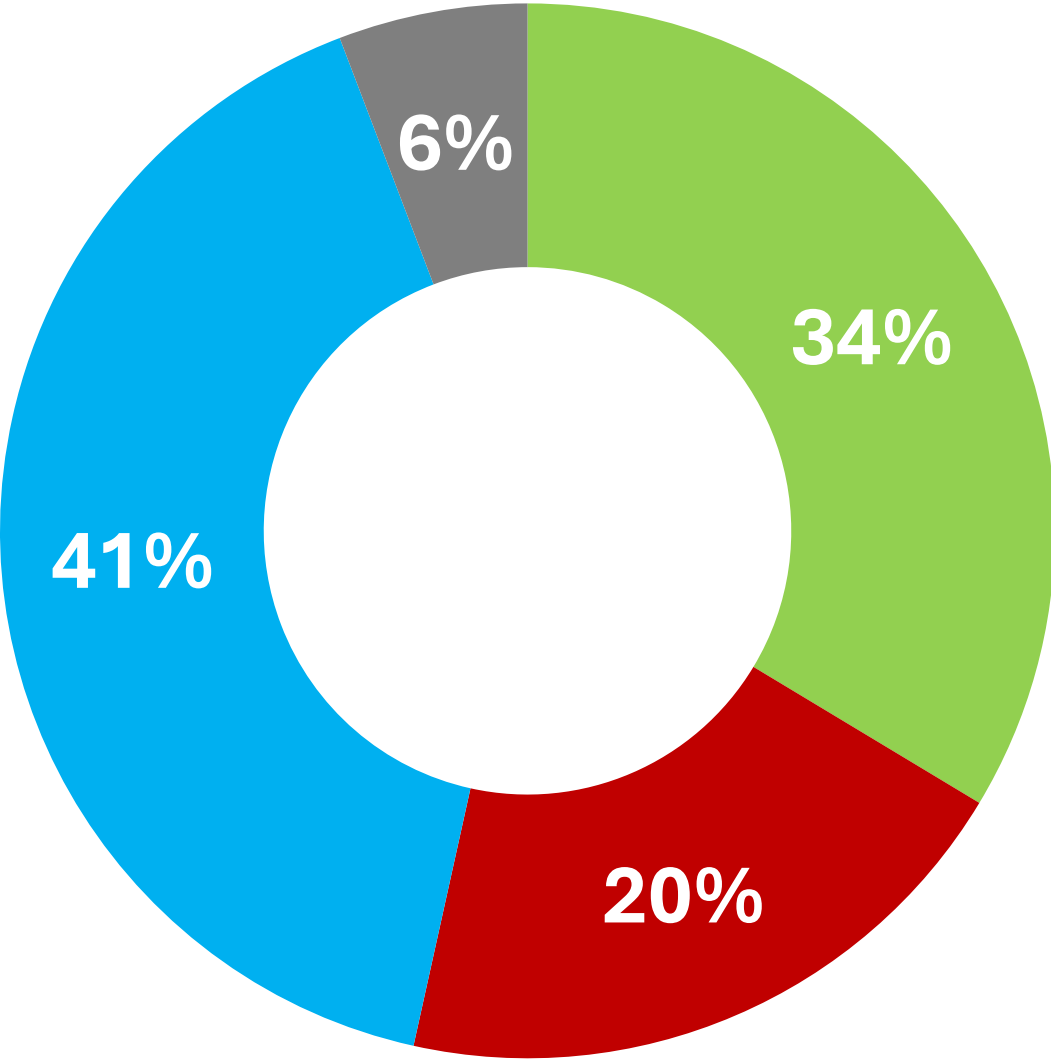


■ Improved ■ Worsened ■ Unchanged ■ No opinion

Current State of “Galamsey” under Mahama- National-Mining and Non-Mining Regions

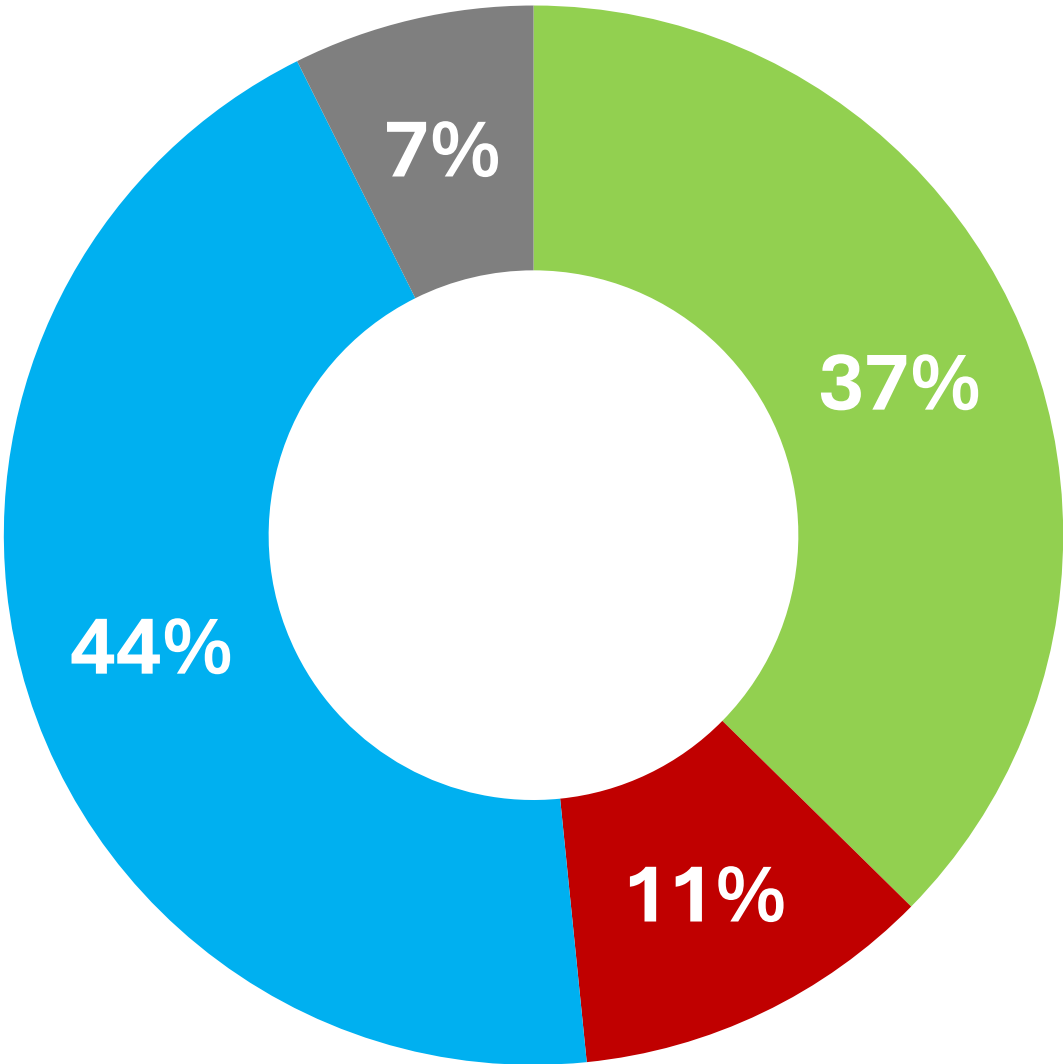


Current State of “Dumsor” under Mahama



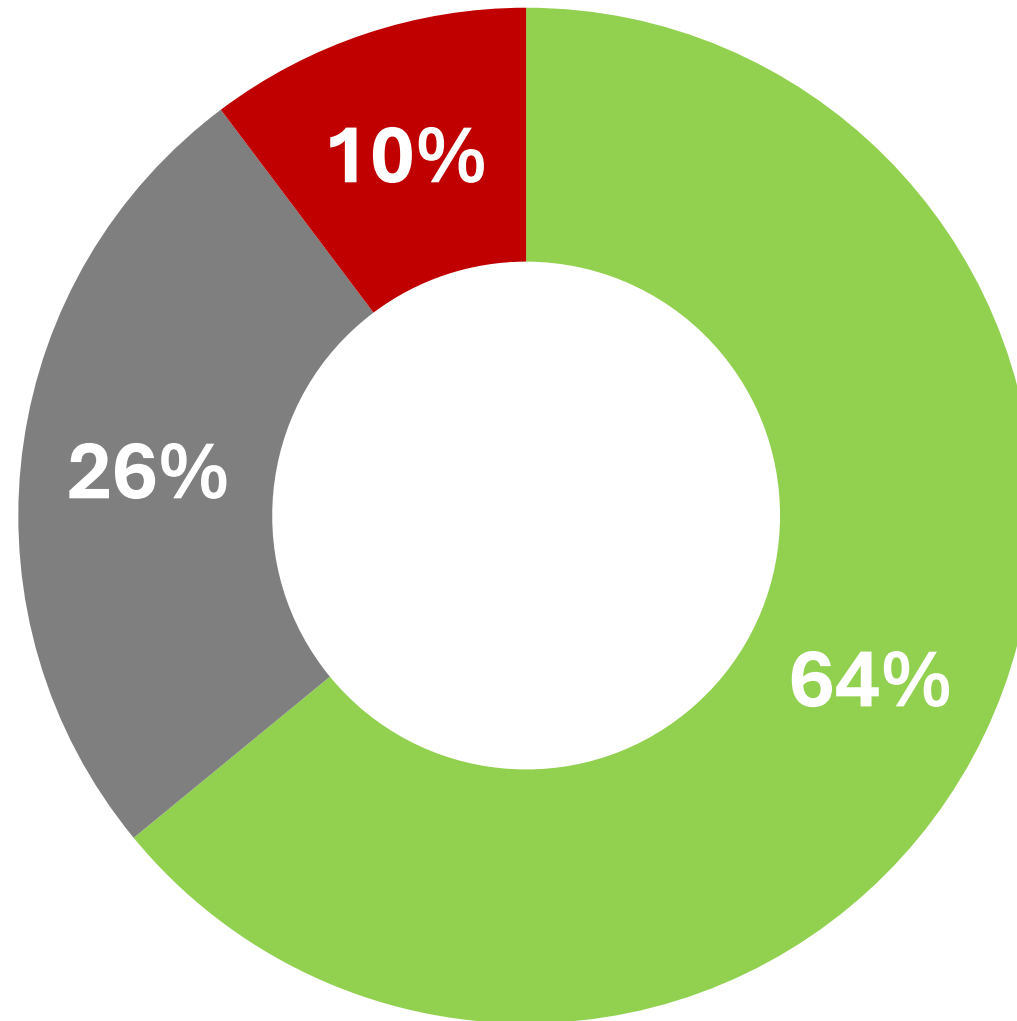
■ Improved ■ Worsened ■ Unchanged ■ No opinion

Current State of Free Education under Mahama



■ Improved ■ Worsened ■ Unchanged ■ No opinion

Satisfaction with the 2025 Budget



■ Satisfied ■ Neutral ■ Dissatisfied

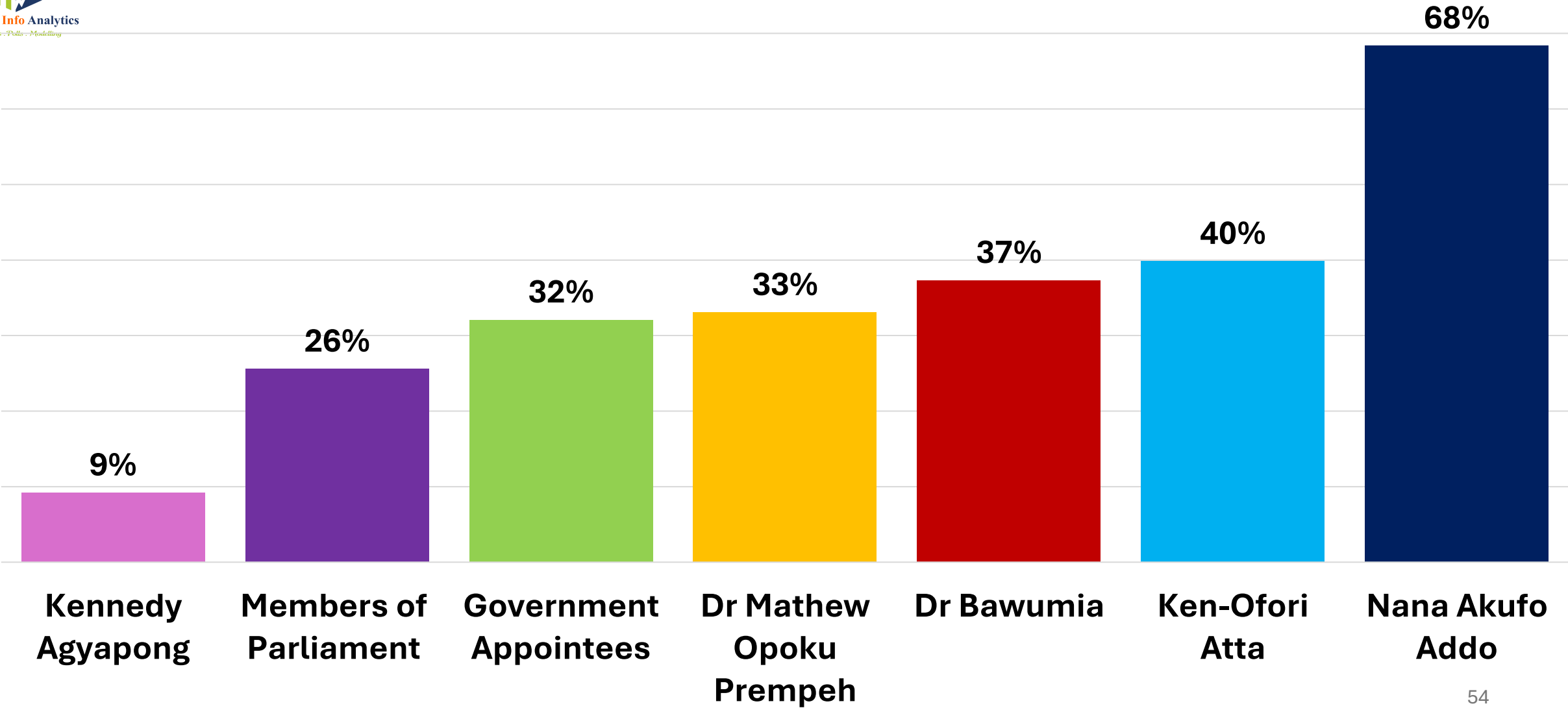
Elections and Politics



Responsibility for NPP defeat in the 2024 Elections



Global Info Analytics
Analytics - Polls - Modelling



Planned vote, Actual vote and Rematch



The 2024 Elections – Plan vote



Global Info Analytics

Analytics · Polls · Modelling

53%



39%



8%

JDM

DMB


Others

The 2024 Elections – Actual vote



Global Info Analytics
Analytics · Polls · Modelling

59%



JDM

36%



DMB



5%

Others

The 2024 Elections – Rematch



59%



JDM

35%



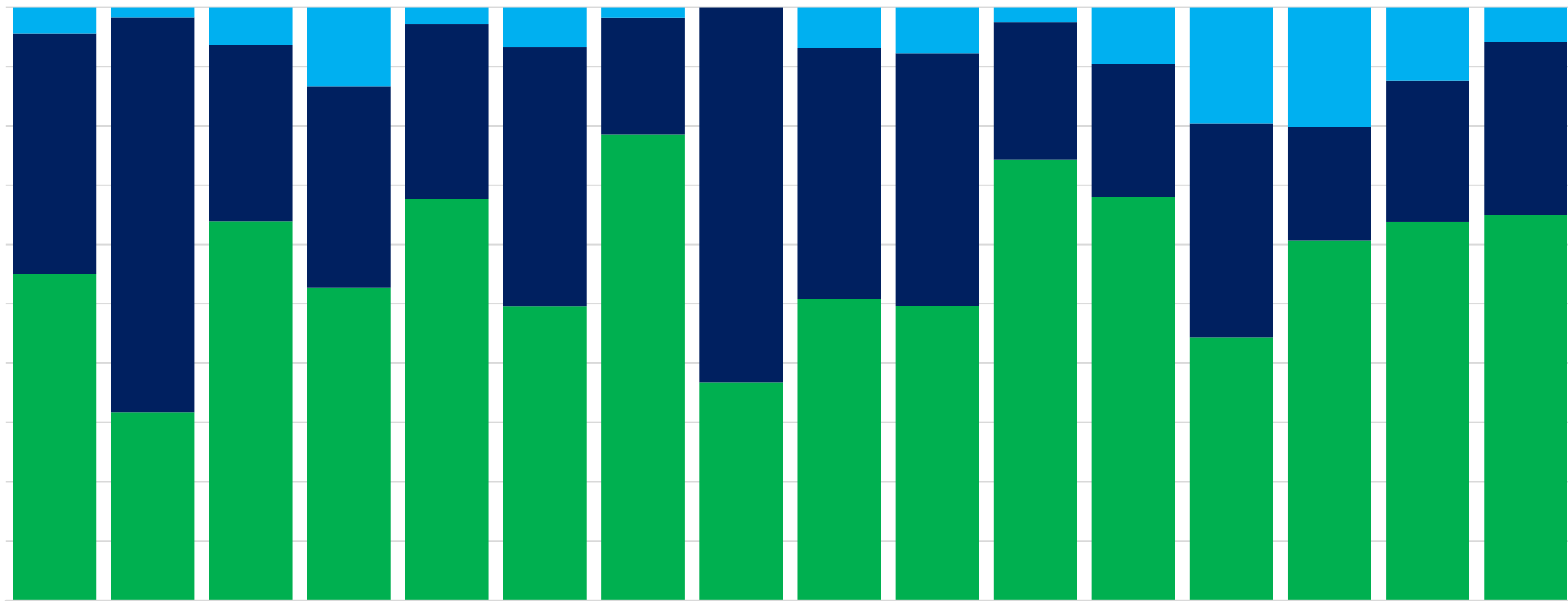
DMB



6%

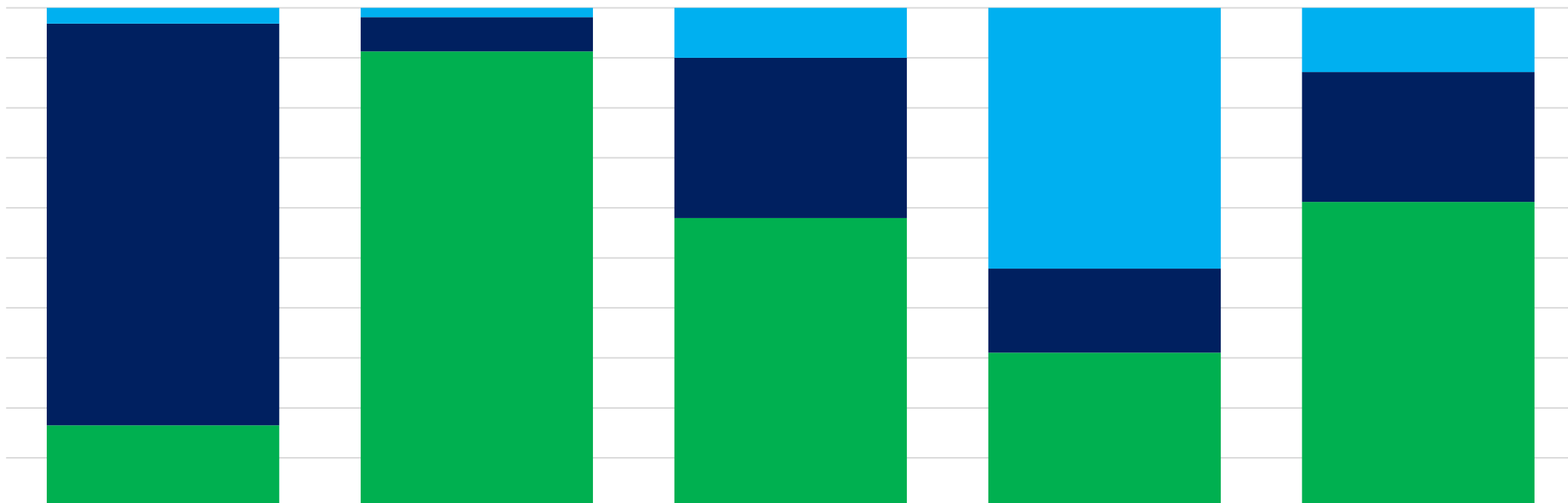
Others

The 2024 Elections – Plan Vote by Regions



	AHR	AR	BR	BER	CR	ER	GAR	NER	NR	OR	SR	UER	UWR	VR	WR	WNR
Others	4%	2%	6%	13%	3%	7%	2%	0%	7%	8%	3%	10%	20%	20%	12%	6%
DMB	41%	67%	30%	34%	29%	44%	20%	63%	42%	43%	23%	22%	36%	19%	24%	29%
JDM	55%	32%	64%	53%	68%	50%	79%	37%	51%	50%	74%	68%	44%	61%	64%	65%

The 2024 Elections – Plan Vote by Party Affiliations

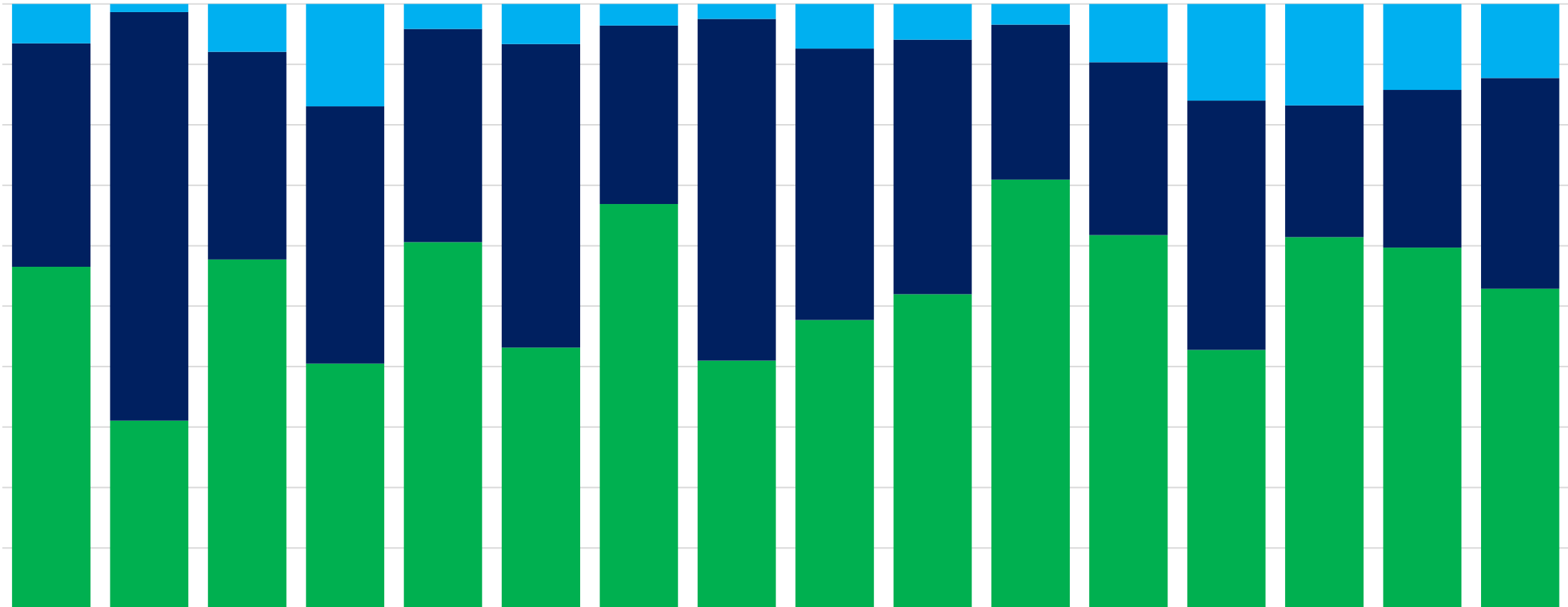


	NPP	NDC	FV	Other	Not Disclosed
Others	3%	2%	10%	52%	13%
DMB	80%	7%	32%	17%	26%
JDM	17%	91%	58%	31%	61%

The 2024 Elections – Actual Vote by Regions



Global Info Analytics
Analytics · Polls · Modelling

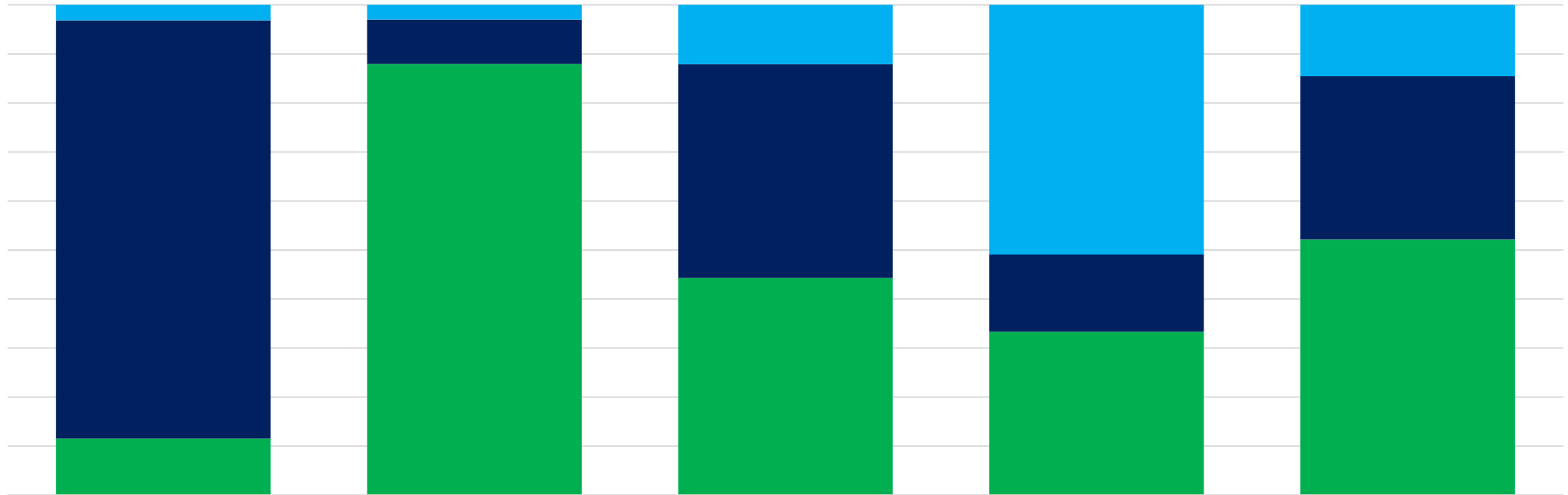


	AHR	AR	BR	BER	CR	ER	GAR	NER	NR	OR	SR	UER	UWR	VR	WR	WNR
Others	7%	1%	8%	17%	4%	7%	4%	2%	7%	6%	3%	10%	16%	17%	14%	12%
DMB	37%	68%	34%	43%	35%	50%	30%	57%	45%	42%	26%	29%	41%	22%	26%	35%
JDM	57%	31%	58%	40%	61%	43%	67%	41%	48%	52%	71%	62%	43%	61%	60%	53%

The 2024 Elections – Actual Vote-Party Affiliations



Global Info Analytics
Analytics · Polls · Modelling



NPP

NDC

FV

Other

**Not
Disclosed**

Others

3%

3%

12%

51%

15%

DMB

85%

9%

44%

16%

33%

JDM

12%

88%

44%

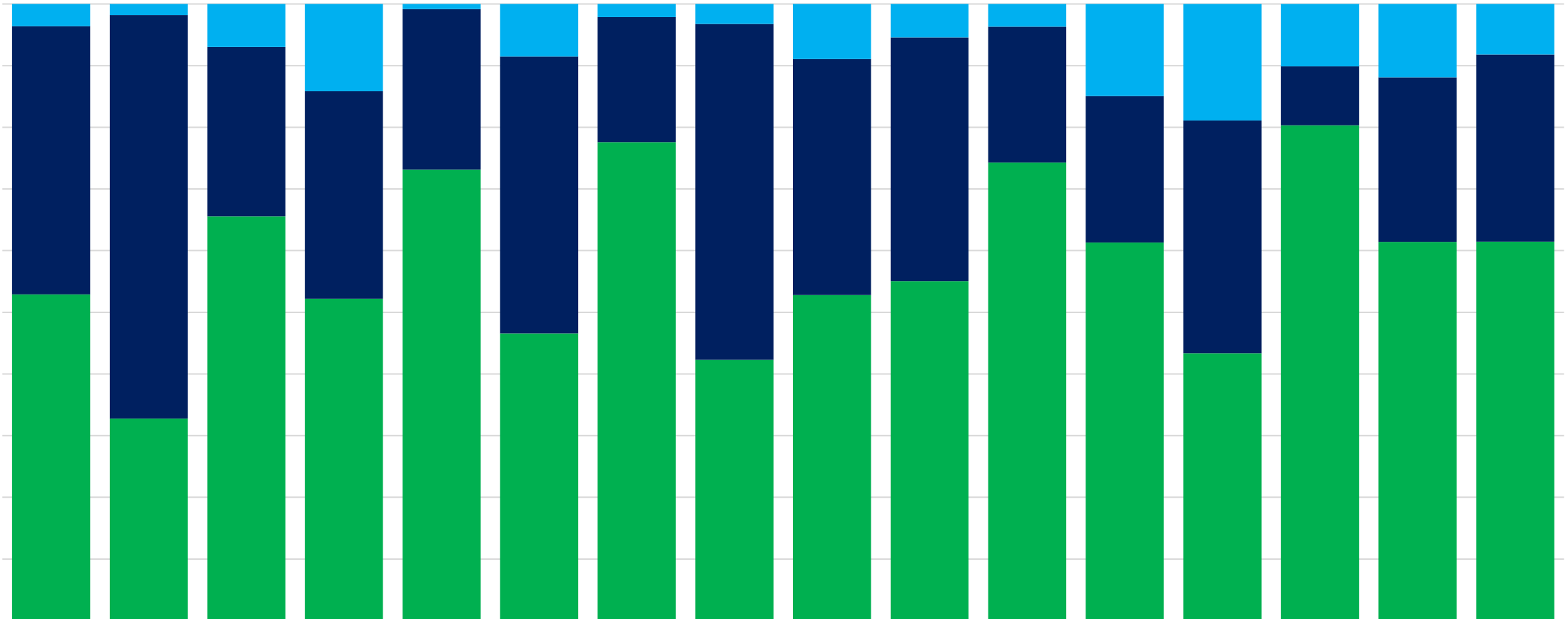
33%

52%

The 2024 Elections – Rematch-Region



Global Info Analytics
Analytics · Polls · Modelling

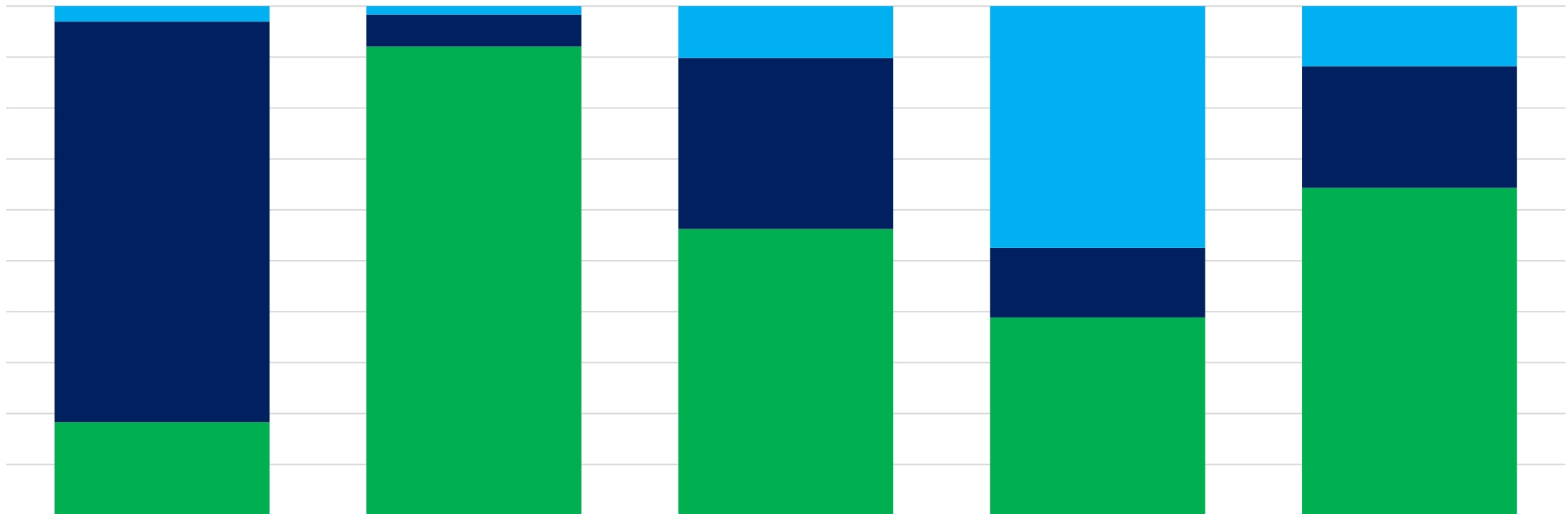


	AHR	AR	BR	BER	CR	ER	GAR	NER	NR	OR	SR	UER	UWR	VR	WR	WNR
Others	4%	2%	7%	14%	1%	9%	2%	3%	9%	5%	4%	15%	19%	10%	12%	8%
DMB	43%	65%	27%	34%	26%	45%	20%	54%	38%	40%	22%	24%	38%	10%	27%	30%
JDM	53%	33%	66%	52%	73%	47%	78%	42%	53%	55%	74%	61%	43%	80%	61%	61%

The 2024 Elections – Rematch-Party Affiliations



Global Info Analytics
Analytics · Polls · Modelling



NPP

NDC

FV

Other

**Not
Disclosed**

Others

3%

2%

10%

47%

12%

DMB

79%

6%

34%

14%

24%

JDM

18%

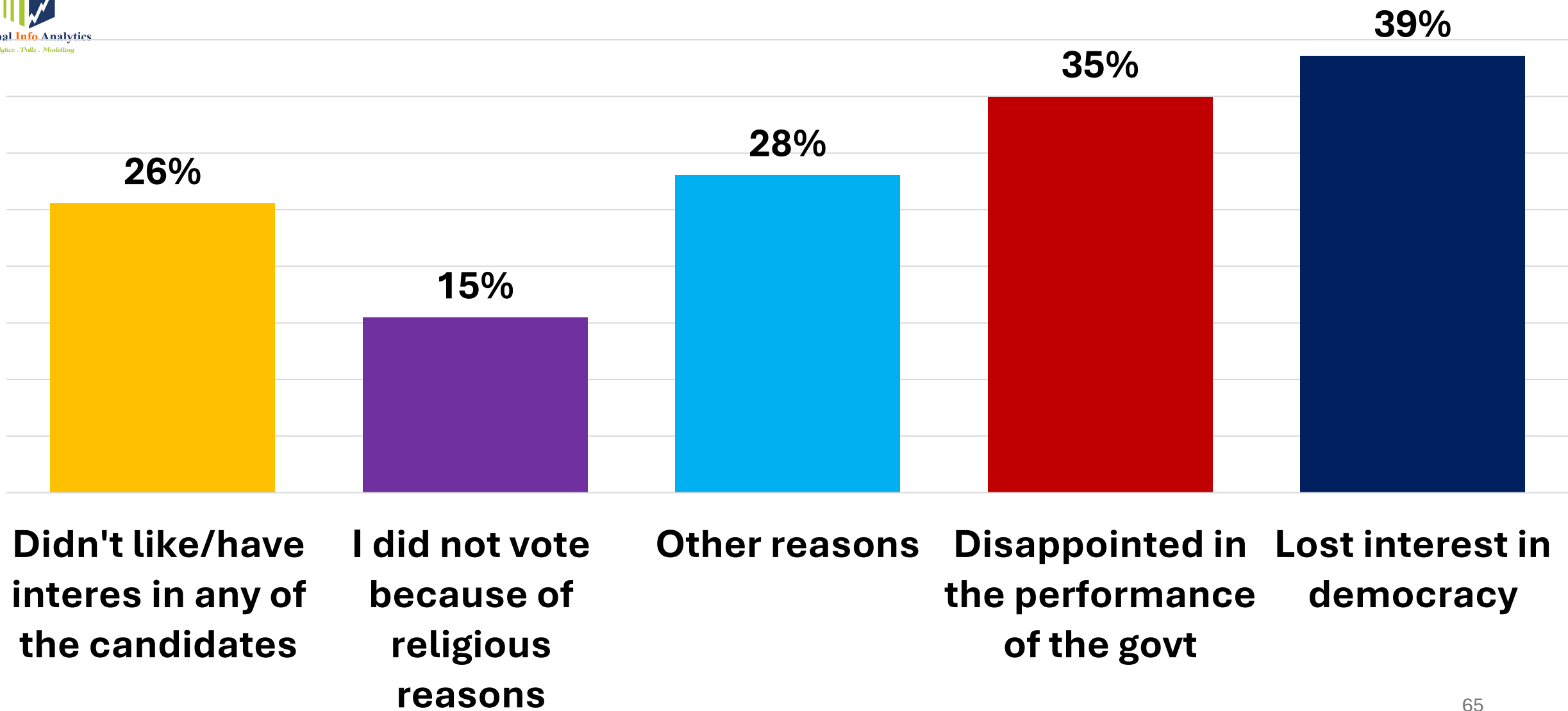
92%

56%

39%

64%

Voters Reasons for not voting in the 2024 elections



What caused the election landslide?



What caused the election landslide?

	H.E. Dr Bawumia	Dr Lartey	Rev Andrews	Mr. Akpaloo	M. Frimpong	Kuman- kumah	H.E Mahama	Dr. Ayariga	Mr. Korang	Twum Barima	Nana Bediako	Mr. Kyere- manten	TOTAL
H.E. Dr Bawumia	82.9%	0.5%	0.3%	0.2%	0.2%	0.0%	13.9%	0.0%	0.1%	0.0%	1.0%	0.8%	100%
Dr Lartey	34.6%	19.2%	11.5%	3.8%	3.8%	0.0%	26.9%	0.0%	0.0%	0.0%	0.0%	0.0%	100%
Rev Andrews	18.8%	6.3%	41.7%	4.2%	0.0%	0.0%	22.9%	0.0%	2.1%	0.0%	4.2%	0.0%	100%
Mr. Akpaloo	0.0%	14.3%	0.0%	47.6%	0.0%	0.0%	28.6%	4.8%	4.8%	0.0%	0.0%	0.0%	100%
M. Frimpong	25.0%	6.3%	25.0%	0.0%	12.5%	0.0%	25.0%	0.0%	6.3%	0.0%	0.0%	0.0%	100%
Mrs. Kumankumah	22.2%	0.0%	0.0%	11.1%	5.6%	0.0%	50.0%	0.0%	0.0%	0.0%	11.1%	0.0%	100%
H.E. Mahama	2.9%	0.2%	0.2%	0.2%	0.0%	0.0%	95.8%	0.2%	0.1%	0.0%	0.3%	0.3%	100%
Dr. Ayariga	2.6%	0.0%	0.0%	5.3%	0.0%	0.0%	42.1%	47.4%	2.6%	0.0%	0.0%	0.0%	100%
Mr. Korang	0.0%	0.0%	0.0%	0.0%	0.0%	0.0%	100.0%	0.0%	0.0%	0.0%	0.0%	0.0%	100%
Twum Barima	28.6%	0.0%	0.0%	0.0%	0.0%	0.0%	57.1%	0.0%	0.0%	0.0%	0.0%	14.3%	100%
Nana Bediako	14.4%	0.7%	0.0%	0.0%	0.0%	0.0%	32.2%	0.0%	0.0%	0.0%	51.4%	1.4%	100%
Mr. Kyeremanten	17.6%	0.8%	0.0%	0.0%	0.0%	0.0%	29.6%	0.8%	0.0%	0.0%	3.2%	48.0%	100%
Didn't plan to vote	51.1%	2.2%	0.0%	2.2%	0.0%	0.0%	35.6%	0.0%	0.0%	2.2%	2.2%	4.4%	100%

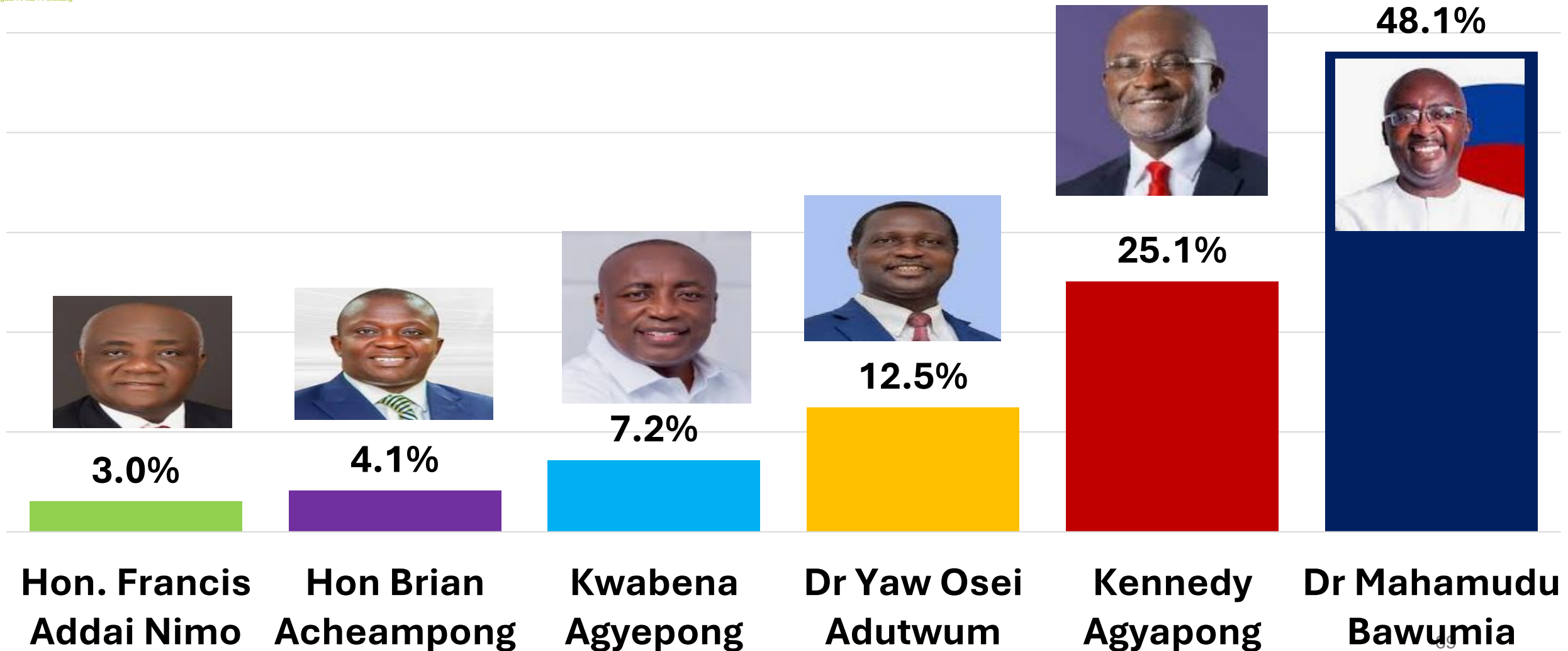
Who Leads NPP?



Voters Preference for NPP Leadership in 2028



Global Info Analytics
Analytics · Polls · Modelling



Voters Preference for NPP Leadership in 2028- Party Affiliation-Confirm vote

	Overall	NPP	NDC	FV	Others	Not Discl.
Dr Yaw Osei Adutwum	12%	11%	13%	14%	12%	12%
Kennedy Agyapong	25%	22%	26%	27%	29%	25%
Dr Mahamudu Bawumia	48%	57%	44%	44%	32%	48%
Hon Brian Acheampong	4%	3%	4%	5%	6%	4%
Hon. Francis Addai Nimo	3%	3%	3%	3%	6%	3%
Kwabena Agyepong	7%	5%	9%	7%	14%	7%
TOTAL	100%	100%	100%	100%	100%	100%

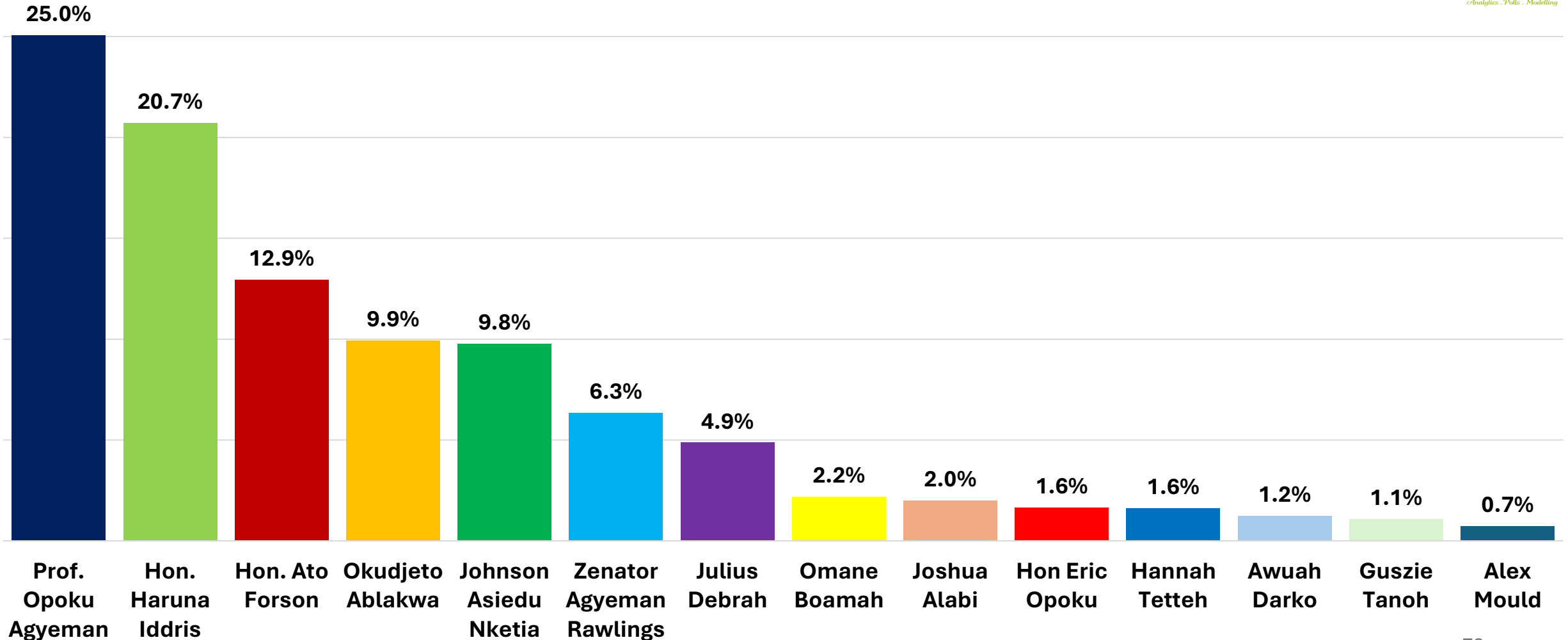
Voters Preference for NPP Leadership in 2028- Ethnicity-Confirm vote

	Akan	Guan	Ga- Adangme	Ewe	Mole- Dagbani	Gurma	Grusi	Mande	Gur	Others
Dr Yaw Osei Adutwum	13%	14%	12%	15%	11%	17%	9%	13%	9%	9%
Kennedy Agyapong	25%	29%	29%	30%	17%	21%	26%	23%	30%	23%
Dr Mahamudu Bawumia	49%	40%	45%	36%	60%	50%	46%	41%	39%	50%
Hon Brian Acheampong	4%	4%	4%	7%	3%	5%	4%	10%	4%	7%
Hon. Francis Addai Nimo	3%	3%	4%	3%	3%	3%	4%	3%	9%	5%
Kwabena Agyepong	7%	8%	7%	9%	7%	5%	11%	10%	9%	7%
TOTAL	100%	100%	100%	100%	100%	100%	100%	100%	100%	100%

Who Leads NDC? ALL



Voters Preference for NDC Leadership in 2028



Voters Preference for NDC Leadership in 2028- Party Affiliations-Confirmed votes

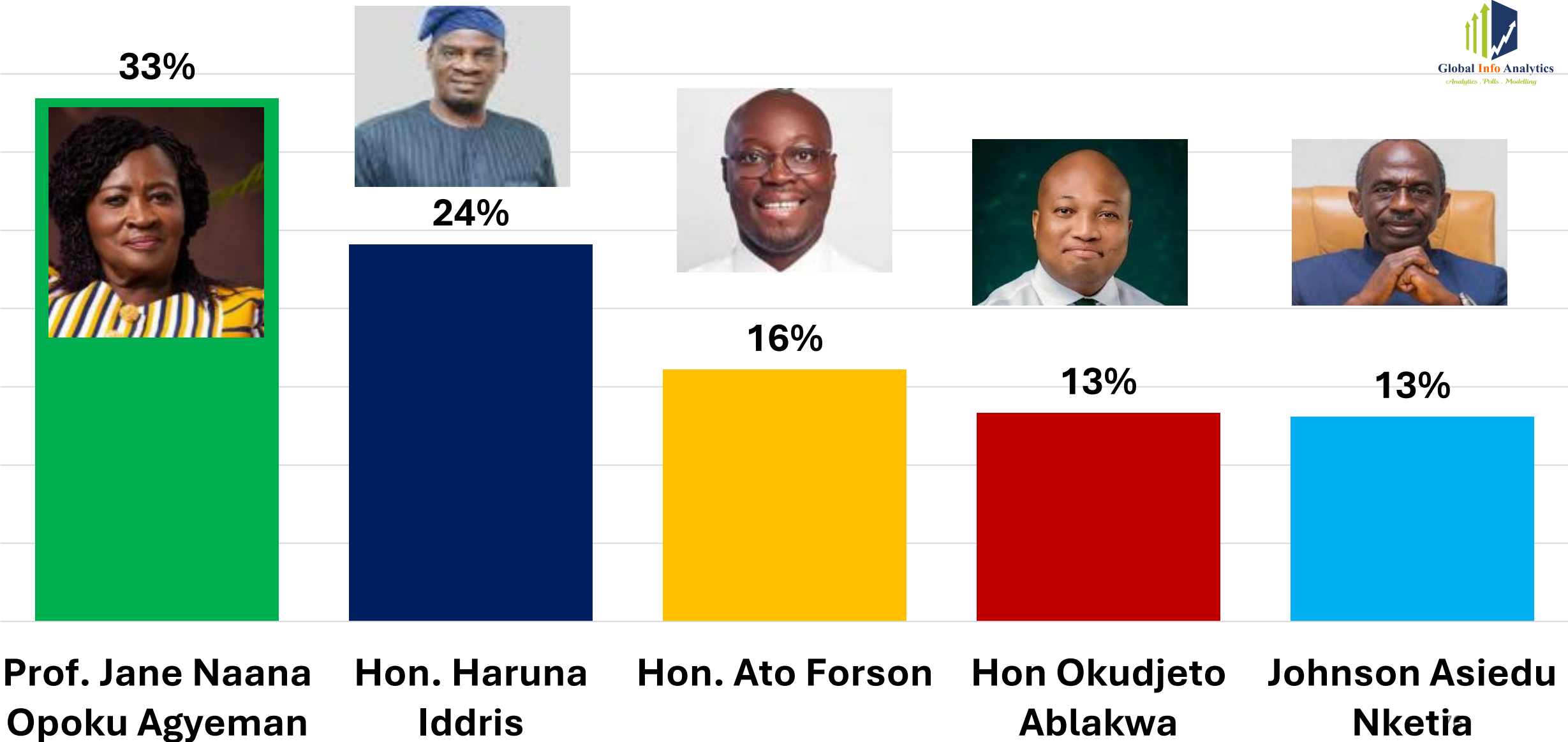
	Overall	NPP	NDC	FV	Others	Not Disclosed
Prof. Naana Agyeman	25.6%	36.7%	19.7%	22.1%	25.4%	21.8%
Asiedu Nketia	10.0%	9.8%	9.5%	10.1%	8.7%	14.3%
Joshua Alabi	2.0%	1.7%	2.1%	1.6%	4.0%	2.0%
Hon Julius Debrah	5.9%	4.6%	6.8%	5.1%	6.7%	7.1%
Hon. Ato Forson	12.3%	9.7%	15.4%	11.6%	7.5%	8.8%
Hon. Haruna Iddrisu	18.5%	14.1%	21.0%	20.0%	16.3%	18.9%
Awuah Darko	1.4%	1.7%	1.3%	1.0%	1.6%	1.4%
Hon Eric Opoku	1.8%	1.6%	1.5%	2.4%	2.0%	2.2%
Hon Okudjeto Ablakwa	10.2%	7.5%	11.0%	12.7%	13.9%	10.4%
Hon. Omane Boamah	2.3%	2.2%	2.1%	2.8%	3.6%	2.8%
Alex Mould	0.9%	0.8%	0.9%	0.8%	1.6%	1.0%
Hon. Zenator Agyeman Rawlings	6.1%	6.5%	5.7%	6.3%	5.2%	7.3%
Guszie Tanoh	1.1%	1.0%	1.2%	0.9%	1.2%	1.2%
Hannah Tetteh	1.9%	1.8%	1.8%	2.6%	2.4%	1.0%
TOTAL	100%	100%	100%	100%	100%	100%

Voters Preference for NDC Leadership in 2028- Ethnicity-Confirmed votes



	Akan	Guan	Ga-Adangme	Ewe	Mole-Dagbani	Gurma	Grusi	Mande	Gur	Others
Prof. Naana Agyeman	33%	22%	10%	16%	35%	27%	18%	11%	11%	11%
Asiedu Nketia	10%	9%	8%	5%	9%	18%	10%	15%	19%	16%
Joshua Alabi	2%	2%	1%	2%	3%	3%	1%	4%	4%	3%
Hon Julius Debrah	6%	6%	7%	7%	5%	4%	3%	4%	7%	6%
Hon. Ato Forson	12%	15%	24%	15%	4%	9%	6%	9%	11%	9%
Hon. Haruna Iddrisu	15%	16%	22%	18%	23%	18%	32%	32%	19%	27%
Awuah Darko	2%	1%	1%	1%	2%	1%	0%	0%	4%	1%
Hon Eric Opoku	2%	2%	1%	2%	2%	4%	1%	4%	7%	1%
Hon Okudjeto Ablakwa	7%	14%	15%	20%	6%	8%	10%	9%	4%	12%
Hon. Omane Boamah	2%	2%	2%	2%	2%	1%	3%	4%	0%	3%
Alex Mould	1%	1%	0%	1%	1%	1%	1%	0%	0%	1%
Hon. Zenator Agyeman Rawlings	6%	5%	5%	8%	5%	2%	12%	4%	7%	7%
Guszie Tanoh	1%	1%	1%	1%	2%	2%	1%	0%	0%	1%
Hannah Tetteh	2%	3%	1%	1%	2%	2%	3%	4%	7%	1%
TOTAL	100%	100%	100%	100%	100%	100%	100%	100%	100%	100%

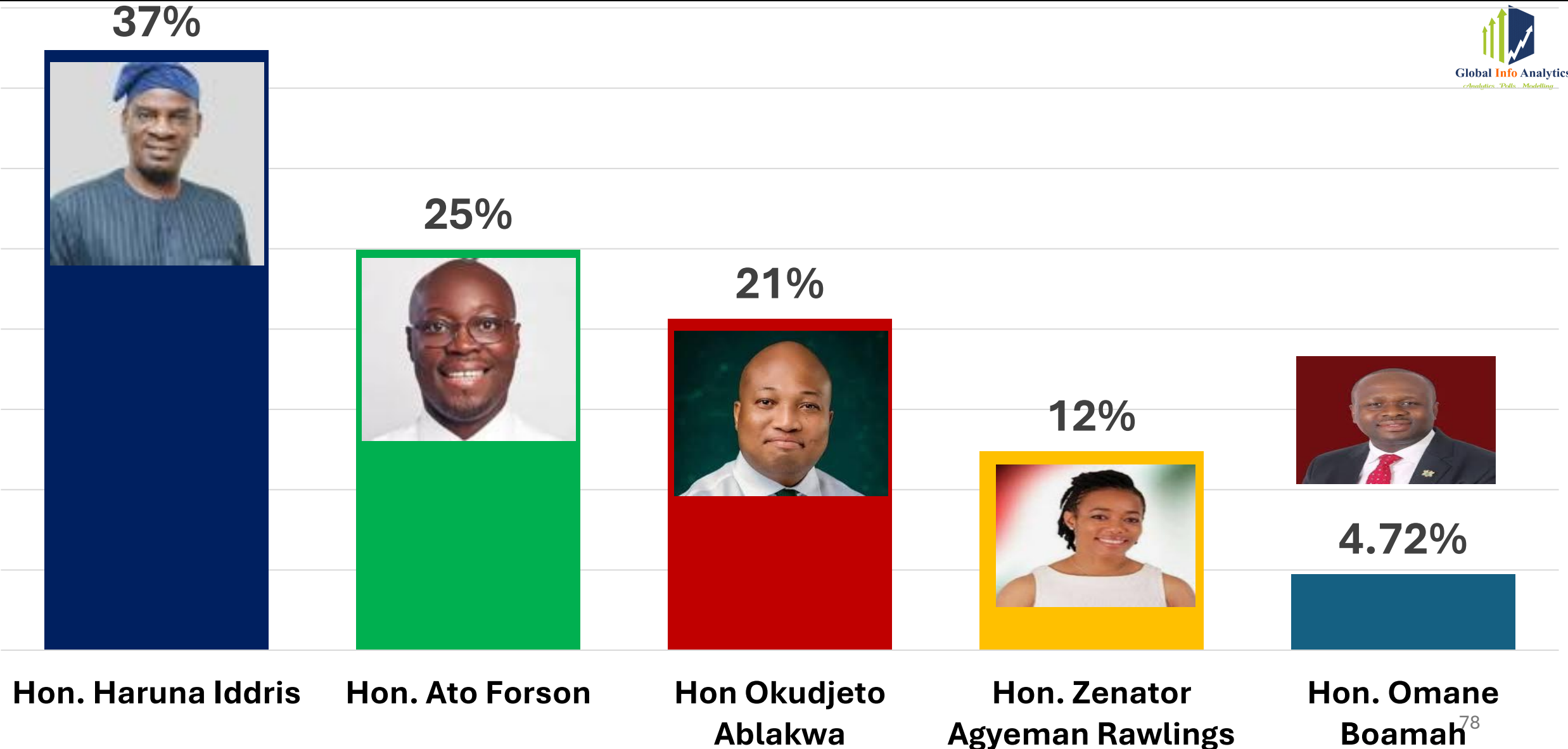
Voters Preference for NDC Leadership in 2028-Top 5



Who Leads NDC? New Generation



NDC Leadership in 2028-Voters' Preference for New Generation Leaders





Mr Mussa K. Dankwah

Lead Pollster/Head of Global Research

Emails: m.dankwah@globalinfoanalytics.com

<http://globalinfoanalytics.com>

LinkedIn: <https://www.linkedin.com/in/mussa-dankwah-72797048/>

Contact: +233 541 222 634